

COVID Vaccination Survey 2021

Boynton Health

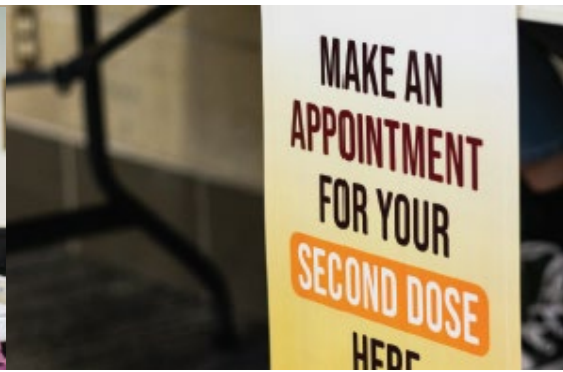
University of Minnesota

Twin Cities Campus

David Golden, Director, Public Health and Communication



BOYNTON HEALTH
UNIVERSITY OF MINNESOTA



COVID Vaccination Survey 2021

Survey Period

May 6-14 2021

David Golden, Director, Public Health and Communication



BOYNTON HEALTH
UNIVERSITY OF MINNESOTA



COVID Vaccination Survey 2021

Methodology

Random Sample 12,500

Degree seeking students, proportional grad and undergraduate

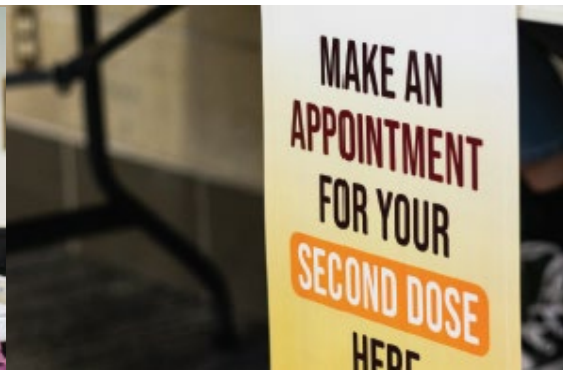
Employees .5 FTE appointment or greater, proportional sample of Faculty,
Administrative, Professional, Civil Service and Union Represented

Response Rate: 50.6%



BOYNTON HEALTH

UNIVERSITY OF MINNESOTA



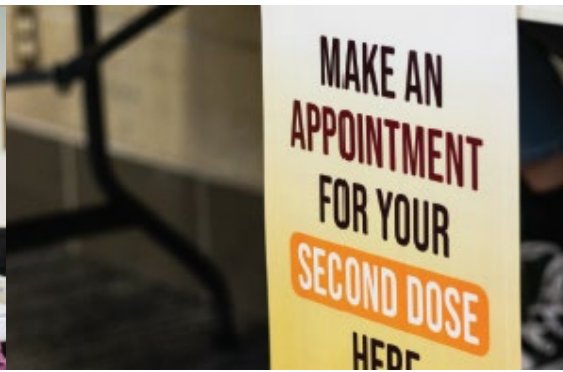
COVID Vaccination Survey 2021 Results

- **93%** of respondents have had one or more doses of COVID vaccines
- **84.1%** of survey respondents received 2 doses of Moderna or Pfizer or the one dose of Johnson & Johnson
- **45%** of those who had not been vaccinated, plan of getting vaccinated by fall.
- **96%** of the population are expected to be vaccinated by fall 2021.



BOYNTON HEALTH

UNIVERSITY OF MINNESOTA



COVID Vaccination Survey 2021

Methodology

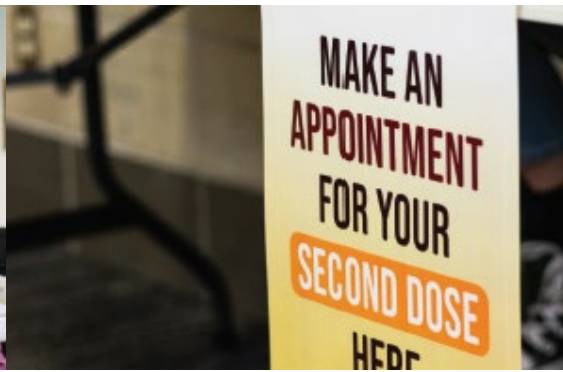
Should we trust the results?

- Spring College Student Health Survey indicated 88.4% of students either had been or intended to be vaccinated.
- The survey demographics match up well with overall University demographics
- Surveys have indicated that the U of M has a “vaccine friendly” population. 70% of students were vaccinated for influenza in the 2021.
- A response rate of 50.6% is very high for a survey like this. We did not identify COVID or vaccination in the subject line.



BOYNTON HEALTH

UNIVERSITY OF MINNESOTA



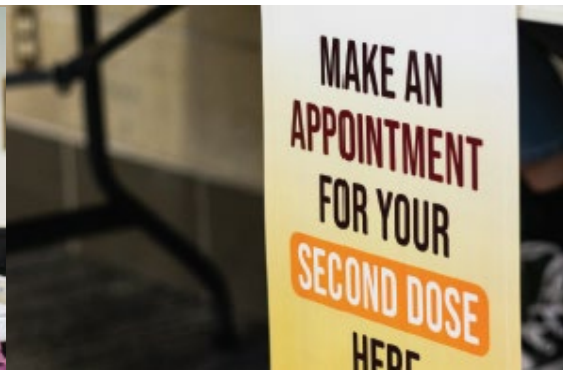
COVID Vaccination Survey 2021

Results

Employees with 1 or more doses of vaccine

Faculty	Academic Administrative	Academic Professional	Civil Service	Labor Represented
98.6%	96.5%	95.3%	92.4%	88.8%





COVID Vaccination Survey 2021

Results

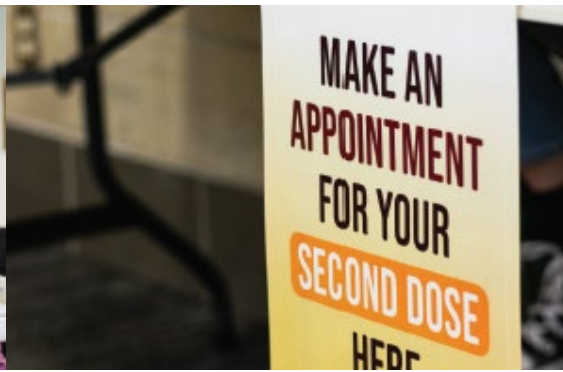
Students

Graduate & Professional	Undergraduate	International Students
95.2%	86.5%	78.2%



BOYNTON HEALTH

UNIVERSITY OF MINNESOTA

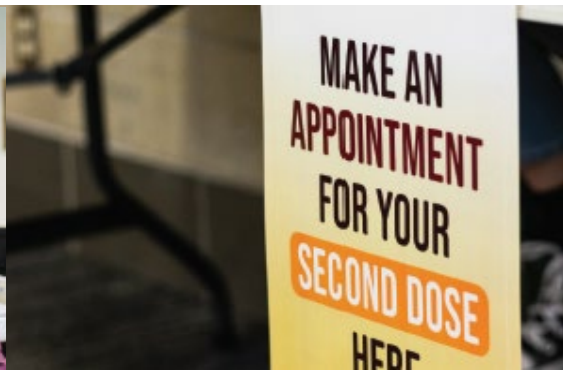


COVID Vaccination Survey 2021

Reasons for not getting vaccinated among those who indicated they were not getting vaccinated or unsure

72%	I am concerned about potential long term side effects of the vaccine.
58.5%	I want to wait until I have more assurance about the safety of the vaccine.
32.9%	I believe it is riskier to get vaccinated than the risks associated with getting COVID.
30.9%	I am concerned about the short term side effects of the vaccine.
18.7%	I already had COVID therefore I believe the vaccine is not necessary for me



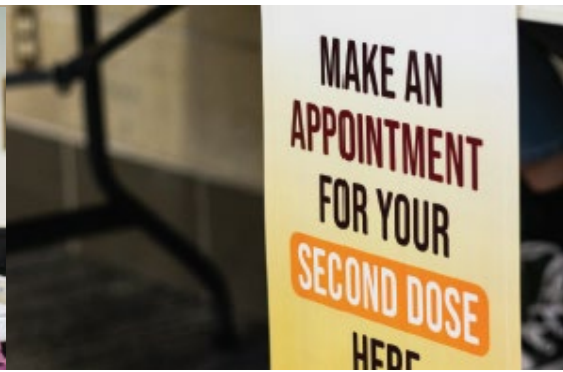


COVID Vaccination Survey 2021

Reasons for not getting vaccinated among those who indicated they were not getting vaccinated or unsure

15%	There is no information I am aware of that will convince me to get vaccinated
13.5%	I have a medical condition or religious belief that makes me ineligible for the vaccine
12.2%	Other
1.2%	I tried to get vaccinated, but I gave up trying when I couldn't get access to the vaccine
0%	I am concerned I do not have insurance that will cover the cost of getting vaccinated





COVID Vaccination Survey 2021

Rates by Race

	White	I prefer an alternative identifier	Asian	Black or African American	Middle Eastern	American Indian or Alaskan Native	I prefer not to answer	Native Hawaiian or Other Pacific Islander
1 or more doses	94.0% (4544)	92.3% (120)	92.1% (829)	90.7% (233)	89.7% (61)	84.7% (50)	77.4% (120)	63.2% (12)
Percent that have or plan on being vaccinated	97%	95%	98%	95%	97%	91%	95%	79%



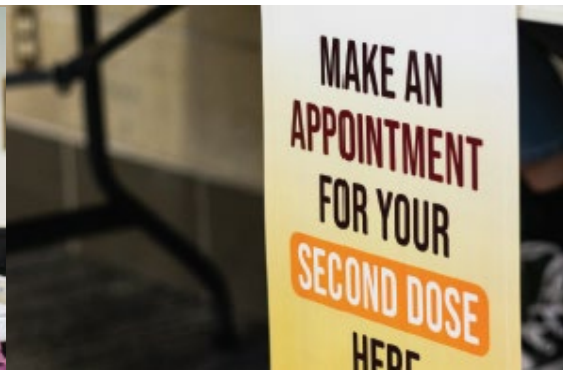


COVID Vaccination Survey 2021

Rates by Ethnicity

	Hispanic	None of these options	Hmong	Prefer not to answer	Somali
1 or more doses	93.8% (243)	93.5% (5366)	91.8% (45)	78.7% (144)	75.0% (30)
Percent that have or plan on being vaccinated	97%	95%	98%	95%	87%



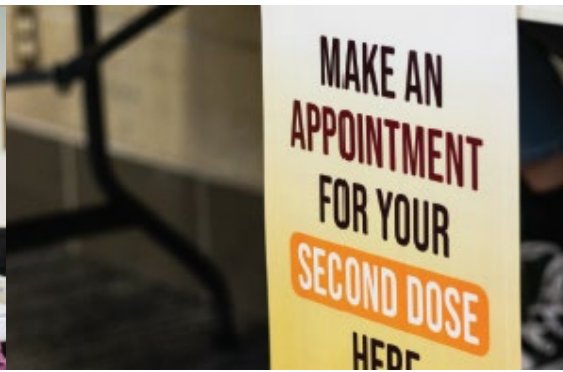


COVID Vaccination Survey 2021

Rates by Age

	Under 24	25-44	45-64	65 or older
1 or more doses	88.3% (1867)	94.4% (2272)	96.2% (1408)	98.3% (298)
Percent that have or plan on being vaccinated	93%	96%	98%	99%



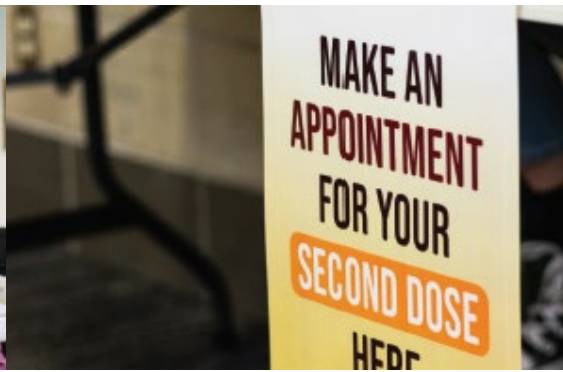


COVID Vaccination Survey 2021

Rates by Gender

	Woman	Man	Transgender Woman	Transgender Man	Genderqueer or gender non-conforming	Questioning	I prefer an alternate description	Prefer not to answer
1 or more doses	93.5% (3362)	92.4% (2301)	87.5% (7)	70.0% (7)	96.6% (84)	96.0% (24)	89.3% (25)	85.1% (74)
Percent that have or plan on being vaccinated	96%	96%	87.5%	75%	97%	96.0	89.9%	85.1%





COVID Vaccination Survey 2021

Next Surveys Under Consideration

- Incoming First Year Students- First week of August
- International students – First week of August
- Repeat of Vaccination Survey- October 2021

Questions: Dave Golden, Director, Public Health and Communication
golde002@umn.edu



BOYNTON HEALTH
UNIVERSITY OF MINNESOTA