



Minnesota
STATE COLLEGES
& UNIVERSITIES



Boynston Health Service

UNIVERSITY OF MINNESOTA

Driven to Discover™

2013 College Student Health Survey Report


Health and Health-Related Behaviors

Minnesota Postsecondary Two-Year Students

<Enter Name of Presenter>

<Enter Date of Presentation>

Participating Two-Year Schools



Funding for Survey

Partial funding for the 2013 College Student Health Survey was provided by the following groups. Thank you for your support of this important project.


- Grant P116Z090310 through a congressionally directed award to the Minnesota State Colleges and Universities. The contents do not necessarily represent the policy or endorsement of the U.S. Department of Education or the federal government.
- The Statewide Health Improvement Program of the Minnesota Department of Health
- Boynton Health Service, 410 Church Street S.E., Minneapolis, MN 55455



Minnesota
STATE COLLEGES
& UNIVERSITIES

Boynton Health Service
UNIVERSITY OF MINNESOTA
Driven to Discover™

Methodology



Minnesota
STATE COLLEGES
& UNIVERSITIES

Boynton Health Service

UNIVERSITY OF MINNESOTA
Driven to Discover™

Methodology

Survey -Comprised of Nine Sections

Health Care Coverage and Utilization

Health Status

Emotional and Mental Health

Personal Safety

Nutrition and Physical Activity

Chemical Health

Sexual Health

Demographic Information

Residence



Minnesota
STATE COLLEGES
& UNIVERSITIES

Boynton Health Service

UNIVERSITY OF MINNESOTA
Driven to Discover™

Methodology

Initial Postcard-notifying students of eligibility

Emails were sent out with link to survey

Reminder postcard and emails

Incentive

\$1000 gift certificates (1)

\$500 gift certificate (1)

\$250 gift certificate (1)

iPad Mini (6)

**\$100 gift certificate—one
winner from each of the
participating schools**



**Minnesota
STATE COLLEGES
& UNIVERSITIES**

Boynton Health Service

**UNIVERSITY OF MINNESOTA
Driven to Discover™**

Methodology

18,072 students attending one of the four participating two-year schools were sent a survey



4,904 completed the survey

27.1%
Response
Rate



Minnesota
STATE COLLEGES
& UNIVERSITIES

Boynton Health Service
UNIVERSITY OF MINNESOTA
Driven to Discover™

Demographics

	All Students
Average Age	29.0
18-24 years	45.2%
25+ years	54.8%
Average Grade Point Average	3.31
Male	32.4%
Female	67.4%
Transgender	0.1%
Other	0.1%



Minnesota
STATE COLLEGES
& UNIVERSITIES

Boynton Health Service

UNIVERSITY OF MINNESOTA
Driven to Discover™

Demographics

	All Students
Undergraduate-Enrolled One Year	28.6%
Undergraduate-Enrolled Two Years	24.4%
Undergraduate-Enrolled Three Years	16.4%
Undergraduate-Enrolled Four Years	8.8%
Undergraduate-Enrolled Five or More Years	11.4%
Masters, Graduate, or Professional Program	0.4%
Non degree seeking	9.6%
Unspecified	0.3%
Residence Hall or Fraternity/Sorority	3.7%
Other	96.3%



Minnesota
STATE COLLEGES
& UNIVERSITIES

Boynton Health Service

UNIVERSITY OF MINNESOTA
Driven to Discover™

Demographics

	All Students
American Indian/Alaska Native	5.4%
Asian/Pacific Islander	2.5%
Black-Non Hispanic	4.2%
Latino/Hispanic	2.6%
White-Non Hispanic (Includes Middle Eastern)	88.5%
Other	1.9%



Minnesota
STATE COLLEGES
& UNIVERSITIES

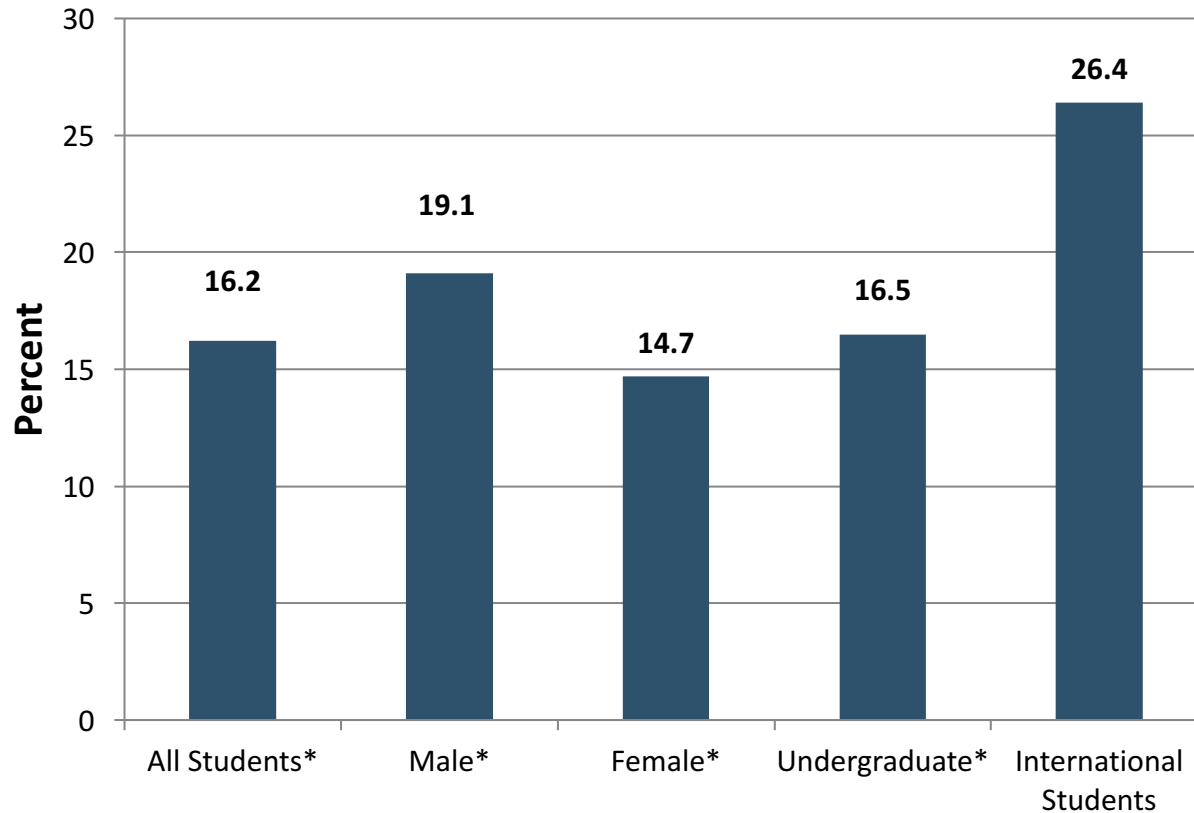
Boynton Health Service

UNIVERSITY OF MINNESOTA
Driven to Discover™

Health Insurance and Health Care Utilization

Health Insurance Status-Uninsured

All Students



*Does not include international students



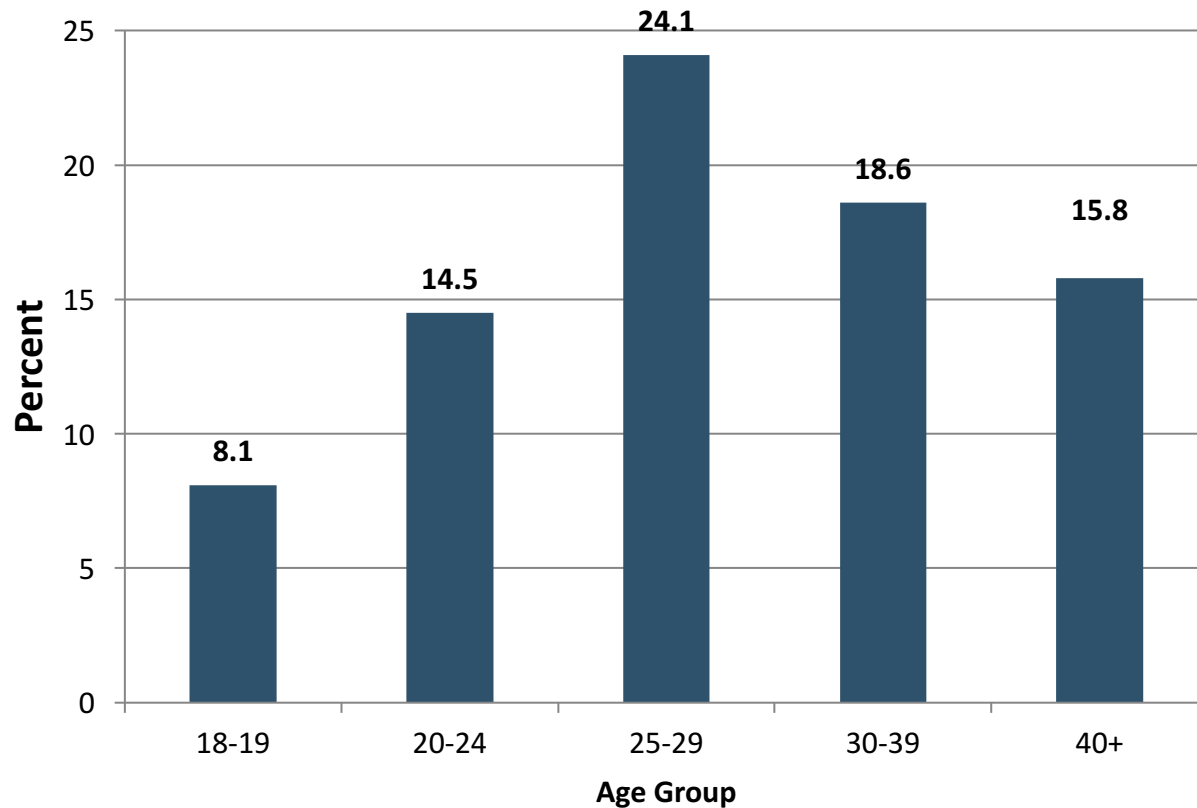
Minnesota
STATE COLLEGES
& UNIVERSITIES

Boynton Health Service

UNIVERSITY OF MINNESOTA
Driven to Discover™

Health Insurance Status-Uninsured

All Students by Age Group



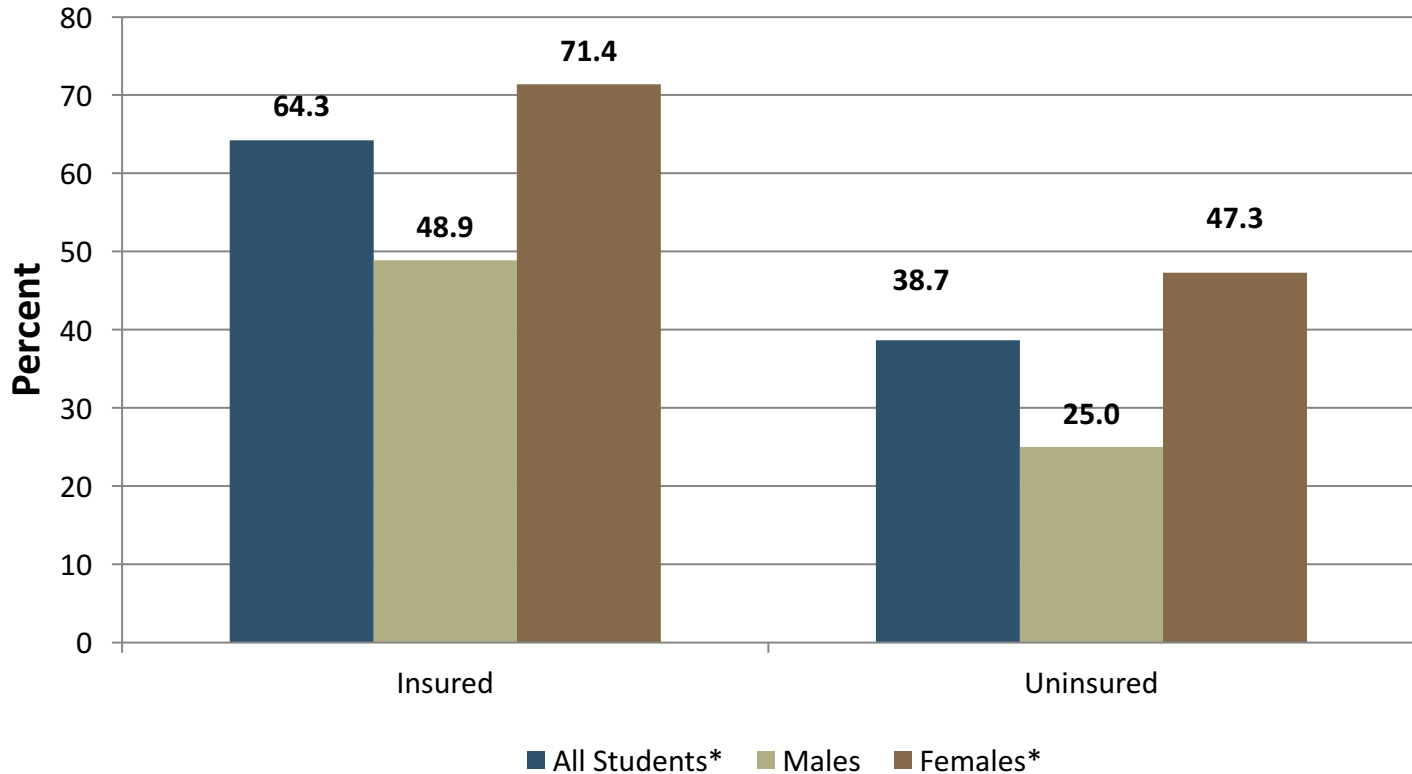
Minnesota
STATE COLLEGES
& UNIVERSITIES

Boynton Health Service

UNIVERSITY OF MINNESOTA
Driven to Discover™

Routine Medical Examination-Past 12 Months

All Students by Gender and Insurance Status



*Includes medical exam and/or gynecological exam for females



Minnesota
STATE COLLEGES
& UNIVERSITIES

Boynton Health Service

UNIVERSITY OF MINNESOTA
Driven to Discover™

Average Number of Days Affected by Illness

All Students by Gender

Illness	Average Number of Days Affected – Past 30 Days	
	Males	Females
Poor Physical Health	2.8	4.2
Poor Mental Health	4.0	6.7
Poor Physical and/or Mental Health Affected Daily Activity	2.4	3.5



Minnesota
STATE COLLEGES
& UNIVERSITIES

Boynton Health Service

UNIVERSITY OF MINNESOTA
Driven to Discover™

Acute Condition Diagnosis- Lifetime and Past 12 Months

All Students

Illness	Percent Who Report Being Diagnosed	
	Within Lifetime	Within Past 12 Months
Chlamydia	5.6	0.9
Gonorrhea	1.2	0.2
Hepatitis A	0.3	0.2
Lyme Disease	1.9	0.4
Mononucleosis	8.0	0.8
Pubic Lice	2.6	0.2
Strep Throat	44.9	7.4
Syphilis	0.3	0.1
Urinary Tract Infection	29.1	7.8
At Least One of the Above Acute Conditions	57.6	15.1



Minnesota
STATE COLLEGES
& UNIVERSITIES

Boynton Health Service

UNIVERSITY OF MINNESOTA
Driven to Discover™

Chronic Condition Diagnosis- Lifetime and Past 12 Months

All Students

Illness	Percent Who Report Being Diagnosed	
	Within Lifetime	Within Past 12 Months
Alcohol Problems	5.5	0.8
Allergies	37.9	10.9
Asthma	17.4	3.6
Cancer	2.2	0.5
Diabetes Type I	0.9	0.3
Diabetes Type II	1.8	0.8
Drug Problems (Other Than Alcohol)	4.3	0.8
Genital Herpes	2.1	0.6
Genital Warts/ Human Papilloma Virus	4.8	0.7



Minnesota
STATE COLLEGES
& UNIVERSITIES

Boynton Health Service

UNIVERSITY OF MINNESOTA
Driven to Discover™

Chronic Condition Diagnosis- Lifetime and Past 12 Months

All Students

Illness	Percent Who Report Being Diagnosed	
	Within Lifetime	Within Past 12 Months
Hepatitis B	0.3	0.2
Hepatitis C	0.5	0.3
High Blood Pressure	10.1	4.9
High Cholesterol	7.3	3.4
HIV/AIDS	0.2	0.2
Obesity	14.0	6.9
Repetitive Stress Injury	5.8	1.6
Tuberculosis	0.5	0.2
At Least One of the Listed Chronic Conditions	59.8	23.4



Minnesota
STATE COLLEGES
& UNIVERSITIES

Boynton Health Service

UNIVERSITY OF MINNESOTA
Driven to Discover™

Mental Health

Mental Health Condition Diagnosis- Lifetime and Past 12 Months

All Students

Illness	Percent Who Report Being Diagnosed	
	Within Lifetime	Within Past 12 Months
Anorexia	2.1	0.4
Anxiety	26.7	12.2
Attention Deficit Disorder	9.5	3.0
Bipolar Disorder	3.3	1.2
Bulimia	1.3	0.3
Depression	30.7	10.8
Obsessive Compulsive Disorder	3.0	1.2
Panic Attacks	13.7	5.2
Post-Traumatic Stress Disorder	6.0	2.6
Seasonal Affective Disorder	5.1	2.0
Social Phobia/Performance Anxiety	5.2	2.7

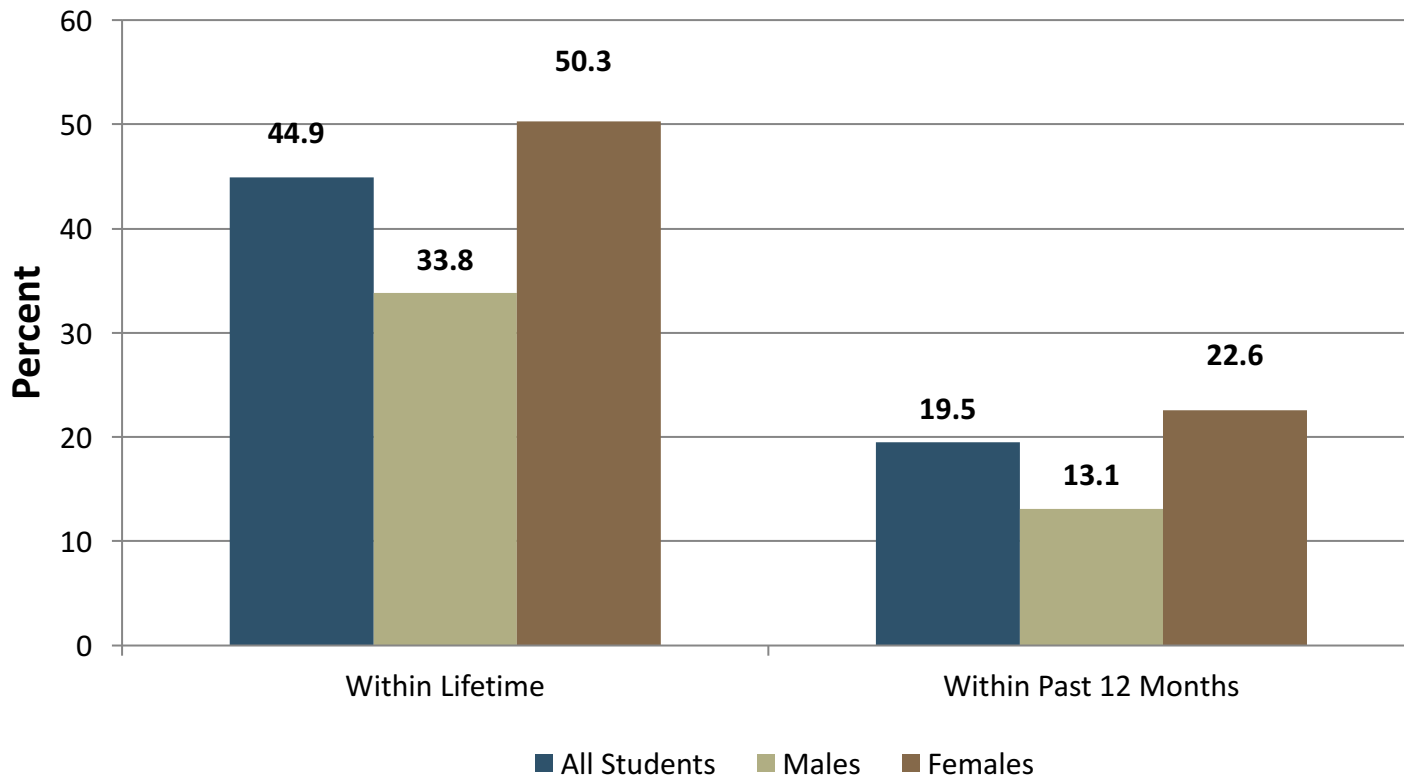


Minnesota
STATE COLLEGES
& UNIVERSITIES

Boynton Health Service
UNIVERSITY OF MINNESOTA
Driven to Discover™

Any Mental Health Condition Diagnosis- Lifetime and Past 12 Months

All Students by Gender



Additional analysis shows that 28.9% report being diagnosed with two or more mental health conditions within their lifetime.



Minnesota
STATE COLLEGES
& UNIVERSITIES

Boynton Health Service
UNIVERSITY OF MINNESOTA
Driven to Discover™

Mental Health Stressors- Past 12 Months

All Students

Stressor	Percent Who Report Experiencing
Getting Married	3.2
Failing a Class	12.4
Serious Physical Illness of Someone Close to You	17.2
Death of Someone Close to You	22.5
Being Diagnosed With a Serious Physical Illness	3.9
Being Diagnosed With a Serious Mental Illness	5.0
Divorce or Separation From Your Spouse	9.6
Termination of Personal Relationship (Not Including Marriage)	12.1
Attempted Suicide	1.2
Being Put on Academic Probation	8.1
Excessive Credit Card Debt	10.7



Minnesota
STATE COLLEGES
& UNIVERSITIES

Boynton Health Service

UNIVERSITY OF MINNESOTA
Driven to Discover™

Mental Health Stressors- Past 12 Months

All Students

Stressor	Percent Who Report Experiencing
Excessive Debt Other Than Credit Card	15.7
Being Arrested	1.6
Being Fired or Laid Off From a Job	7.9
Roommate/Housemate Conflict	10.8
Parental Conflict	10.9
Lack of Health Insurance	17.5
Issues Related to Sexual Orientation	1.6
Bankruptcy	1.8
Zero of the Listed Stressors	32.0
One or Two of the Listed Stressors	41.5
Three or More of the Listed Stressors	27.5



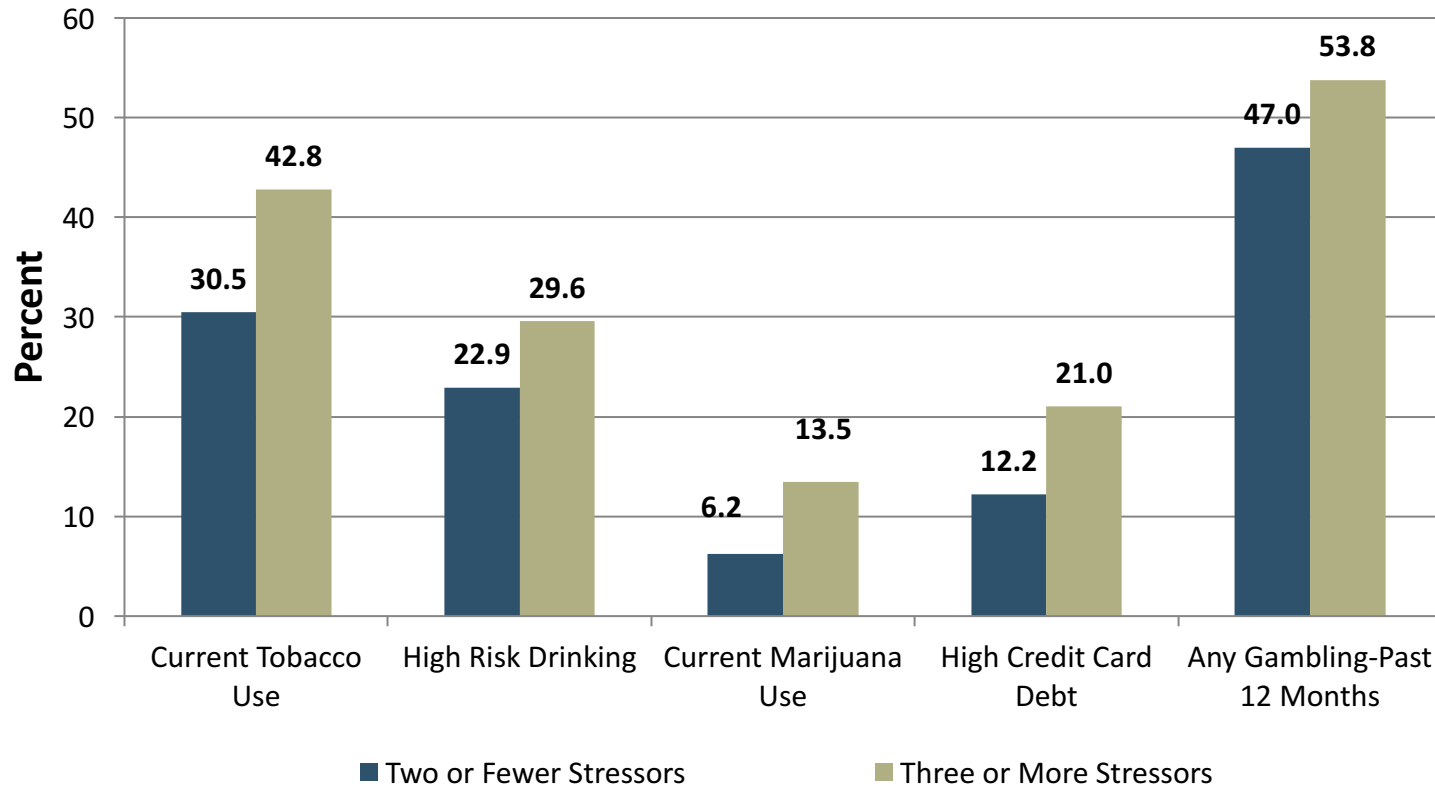
Minnesota
STATE COLLEGES
& UNIVERSITIES

Boynton Health Service

UNIVERSITY OF MINNESOTA
Driven to Discover™

Mental Health Stressors and Risky Behavior

All Students



Current Use: Any use past 30 days

High Risk Drinking: 5+ drinks/sitting with past 2 weeks

High Credit Card Debt: Balance \$3000+



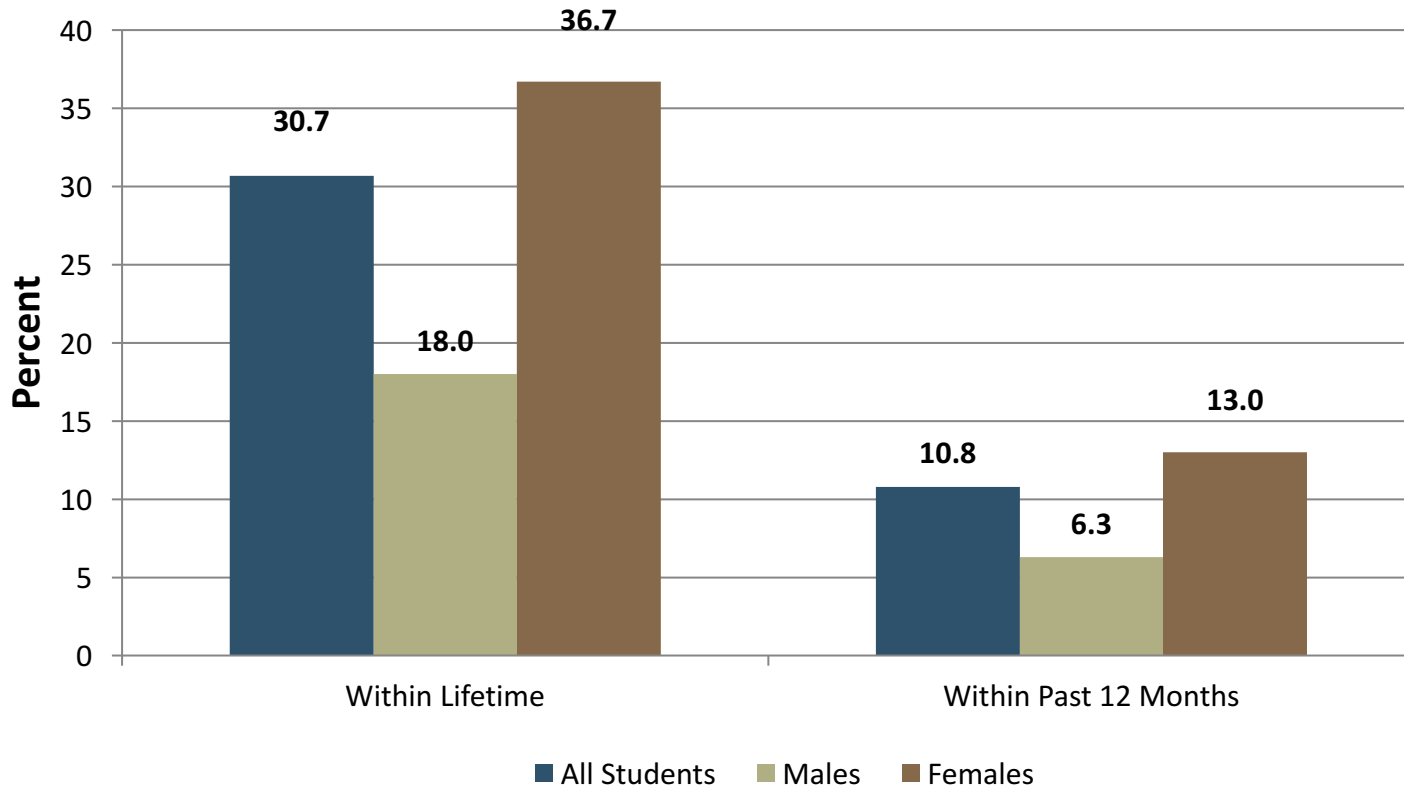
Minnesota
STATE COLLEGES
& UNIVERSITIES

Boynton Health Service

UNIVERSITY OF MINNESOTA
Driven to Discover™

Depression Diagnosis- Lifetime and Past 12 Months

All Students by Gender



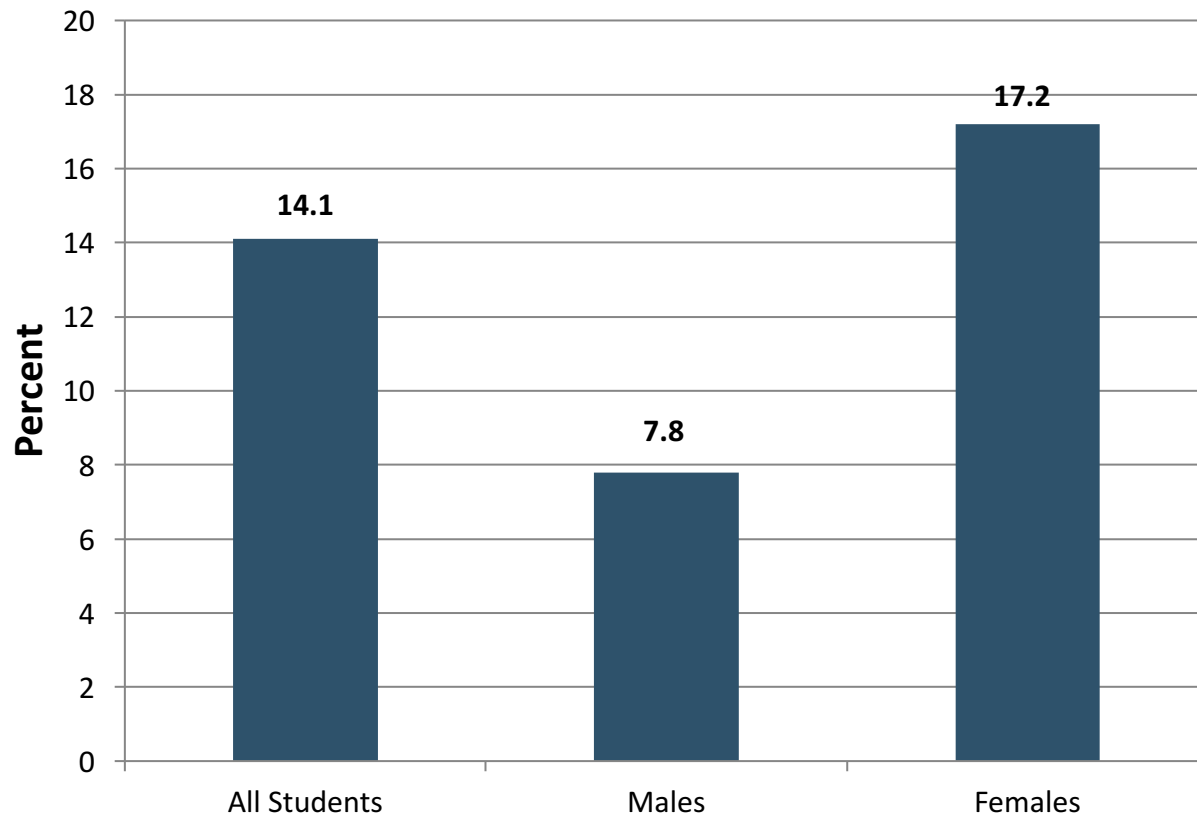
Minnesota
STATE COLLEGES
& UNIVERSITIES

Boynton Health Service

UNIVERSITY OF MINNESOTA
Driven to Discover™

Currently Taking Medication for Depression

All Students by Gender



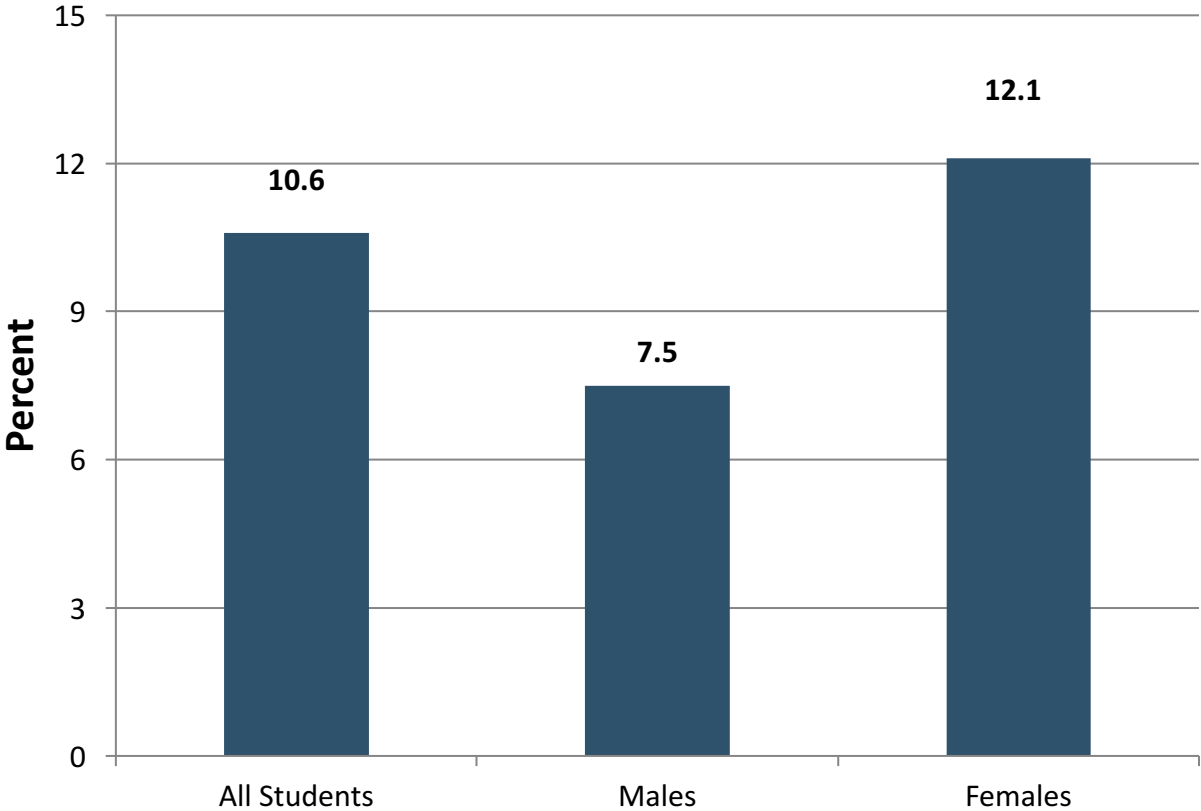
Minnesota
STATE COLLEGES
& UNIVERSITIES

Boynton Health Service

UNIVERSITY OF MINNESOTA
Driven to Discover™

Currently Taking Medication for Mental Health Problems Other Than Depression

All Students by Gender



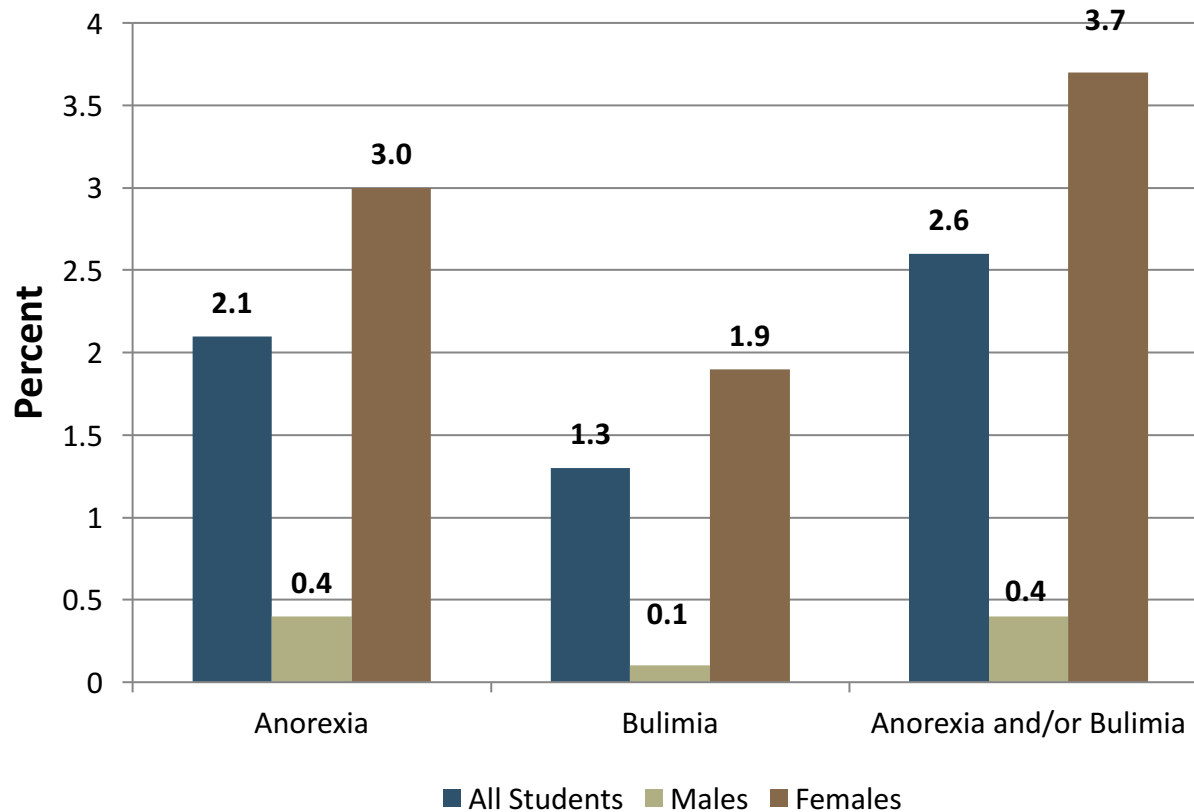
Minnesota
STATE COLLEGES
& UNIVERSITIES

Boynton Health Service

UNIVERSITY OF MINNESOTA
Driven to Discover™

Eating Disorder Diagnosis-Lifetime

All Students by Gender



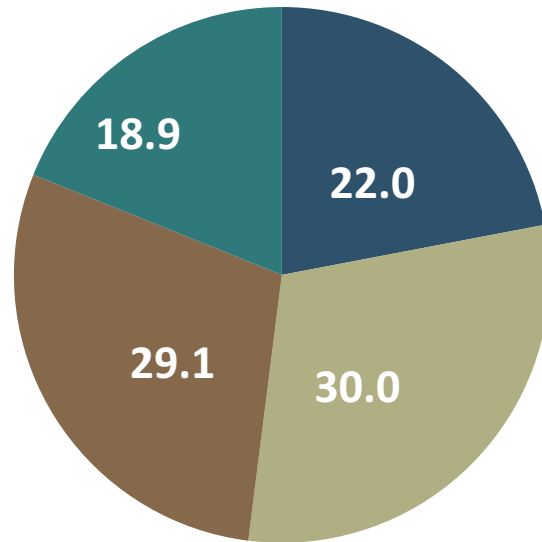
Minnesota
STATE COLLEGES
& UNIVERSITIES

Boynton Health Service

UNIVERSITY OF MINNESOTA
Driven to Discover™

Number of Days of Adequate Sleep- Past Seven Days

All Students



52.0% of students get adequate sleep 3 or fewer days a week

■ 0-1 Day per Week

■ 2-3 Days per Week

■ 4-5 Days per Week

■ 6-7 Days per Week



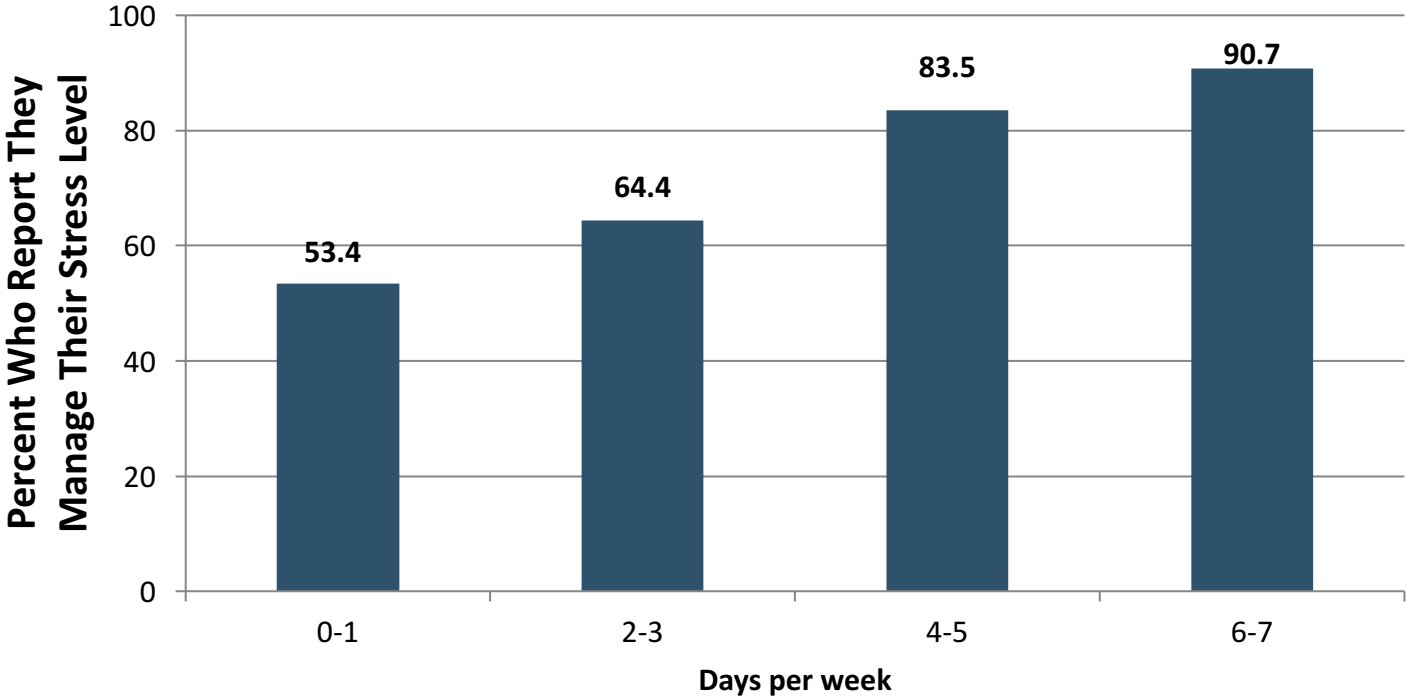
Minnesota
STATE COLLEGES
& UNIVERSITIES

Boynton Health Service

UNIVERSITY OF MINNESOTA
Driven to Discover™

Adequate Sleep and Stress

All Students



Minnesota
STATE COLLEGES
& UNIVERSITIES

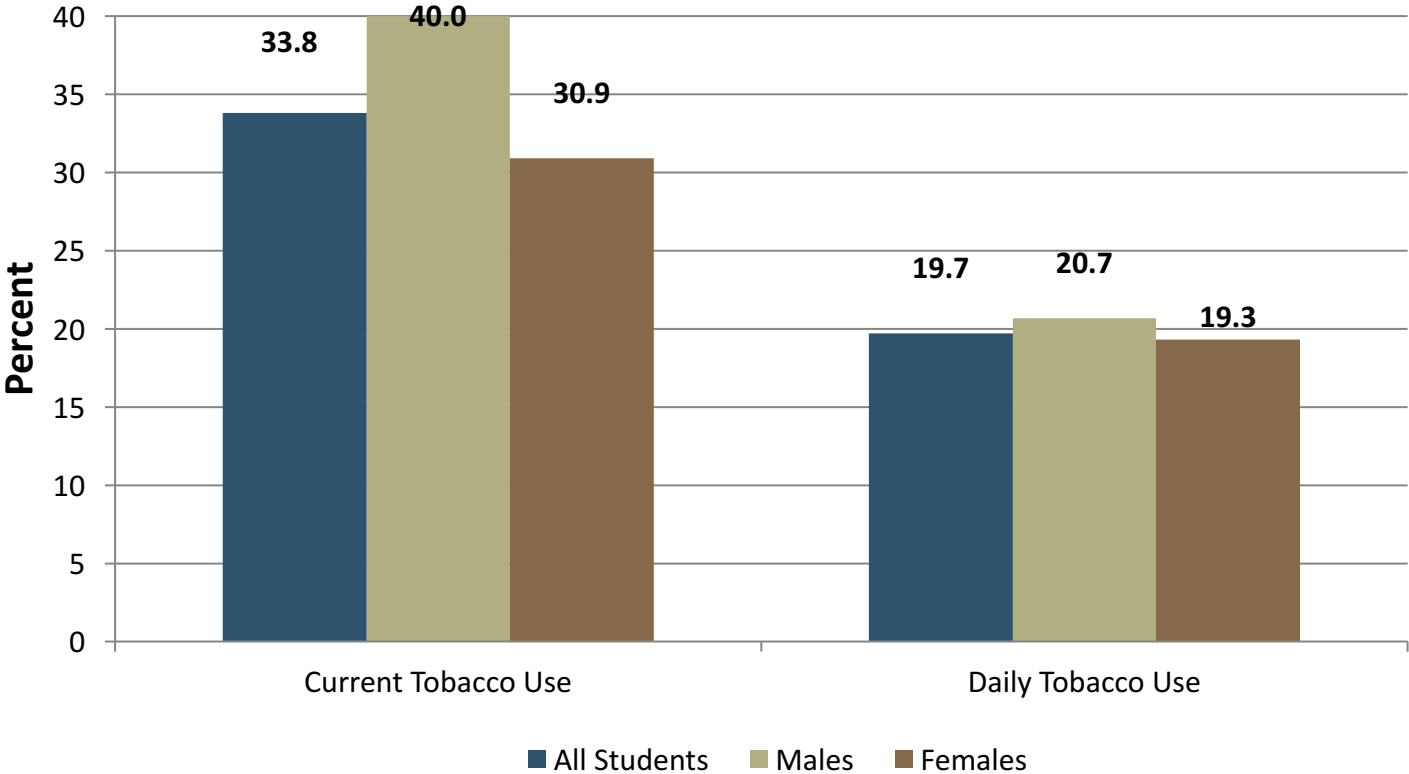
Boynton Health Service

UNIVERSITY OF MINNESOTA
Driven to Discover™

Tobacco Use

Current and Daily Tobacco Use

All Students by Gender



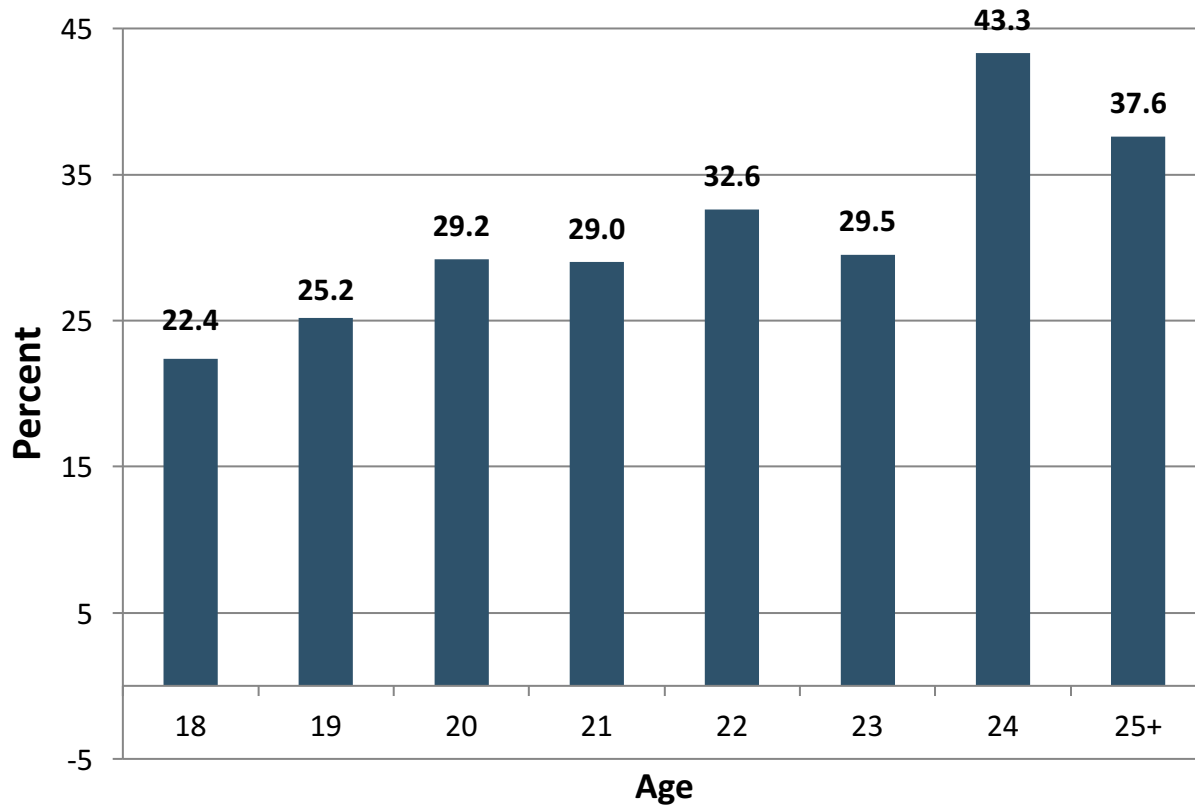
Minnesota
STATE COLLEGES
& UNIVERSITIES

Boynton Health Service

UNIVERSITY OF MINNESOTA
Driven to Discover™

Current Tobacco Use

All Students by Age



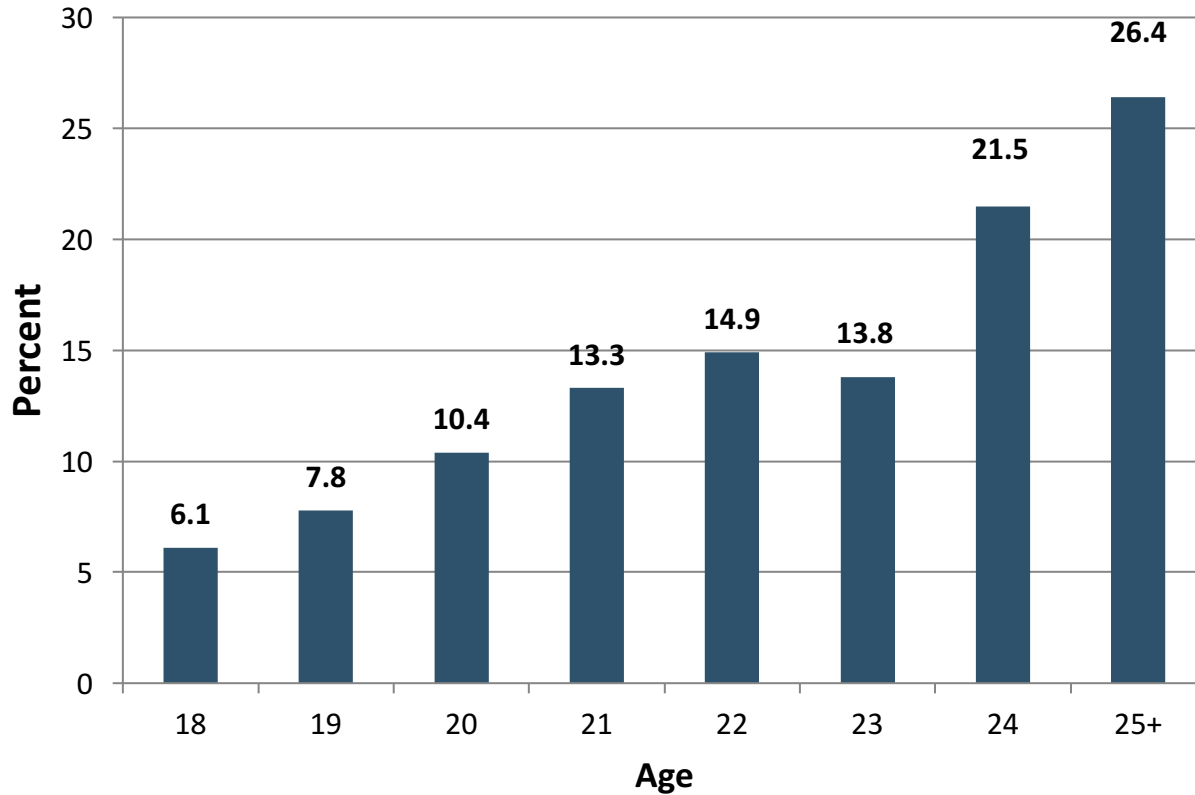
Minnesota
STATE COLLEGES
& UNIVERSITIES

Boynton Health Service

UNIVERSITY OF MINNESOTA
Driven to Discover™

Daily Tobacco Use

All Students by Age



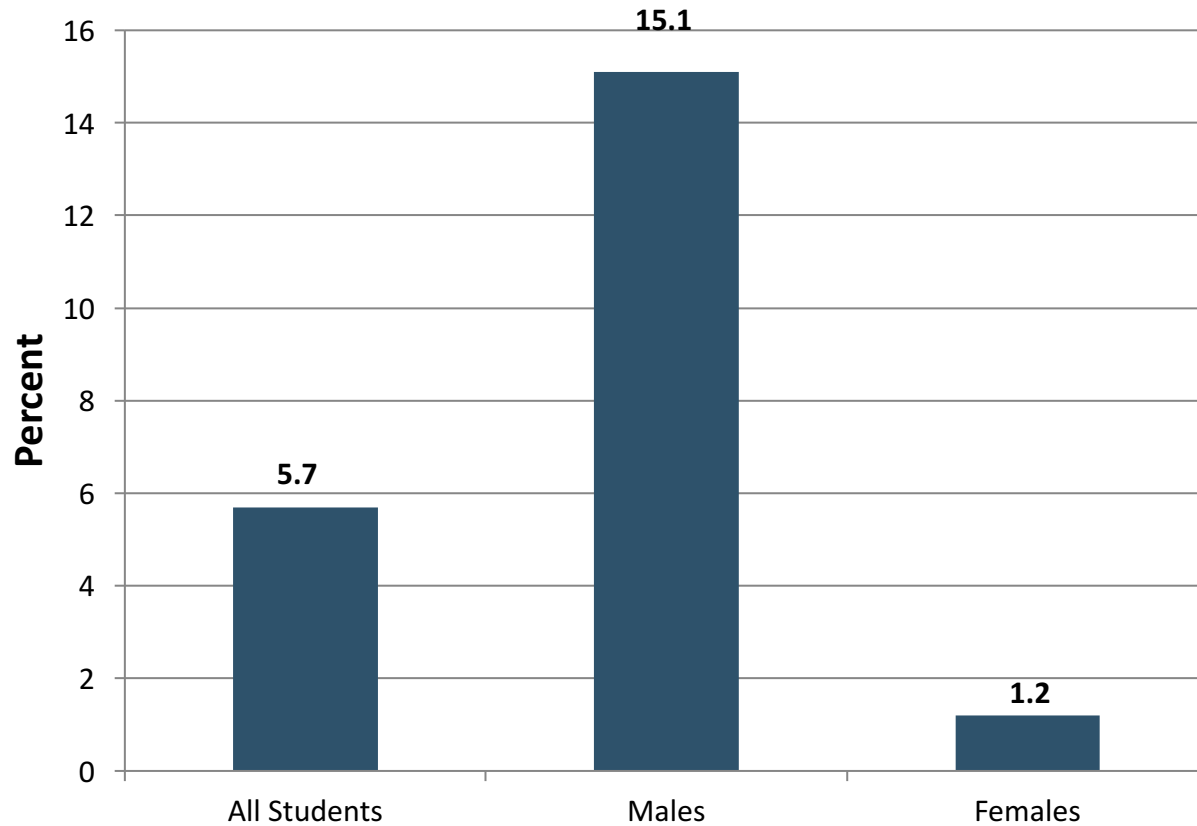
Minnesota
STATE COLLEGES
& UNIVERSITIES

Boynton Health Service

UNIVERSITY OF MINNESOTA
Driven to Discover™

Current Smokeless Tobacco Use

All Students by Gender



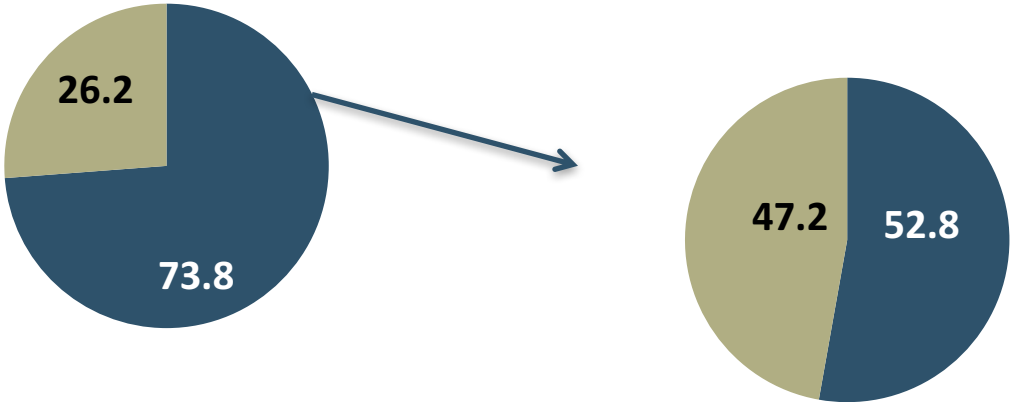
Minnesota
STATE COLLEGES
& UNIVERSITIES

Boynton Health Service

UNIVERSITY OF MINNESOTA
Driven to Discover™

Quit Attempt –Past 12 Months

Current Smokers



■ Consider Themselves Smokers

■ Do Not Consider Themselves Smokers

■ Attempted to Quit

■ Have Not Attempted to Quit

4.2 –Average Number of Quit Attempts
1-99–Range of Quit Attempts



Minnesota
STATE COLLEGES
& UNIVERSITIES

Boydton Health Service

UNIVERSITY OF MINNESOTA
Driven to Discover™

Tobacco Use Location

Current Tobacco Users

Location	Percent Who Indicate Use at Specified Location	
	Inside	Outside
On Campus	2.3	51.4
Residence Halls	*	3.8
Fraternity/Sorority	0.3	0.5
Bars/Restaurants	*	47.2
In a Car	75.7	*
Where I Live	26.0	78.2
Private Parties	21.3	45.3
Work Site	*	43.8
Parking Ramp/Garage	17.4	*
Other	8.9	31.5

*Location not included in question



Minnesota
STATE COLLEGES
& UNIVERSITIES

Boynton Health Service

UNIVERSITY OF MINNESOTA
Driven to Discover™

Secondhand Smoke Exposure

All Students

Location	Percent Who Indicate Exposure					
	Nonsmokers		Smokers		All Students	
	Inside	Outside	Inside	Outside	Inside	Outside
On Campus	1.6	22.3	1.5	36.4	1.6	26.5
Residence Halls	*	1.6	*	2.0	*	1.7
Fraternity/Sorority	0.1	0.1	0.2	0.3	0.1	0.2
Bars/Restaurants	*	13.1	*	32.5	*	19.1
In a Car	14.4	*	55.6	*	27.1	*
Where I Live	6.5	11.4	20.9	40.7	11.0	20.4
Private Parties	6.5	8.3	18.2	27.5	10.1	14.3
Work Site	*	10.3	*	25.7	*	15.0
Parking Ramp/Garage	3.6	*	8.3	*	5.0	*
Other	8.7	14.7	12.6	22.3	9.9	17.0

*Location not included in question

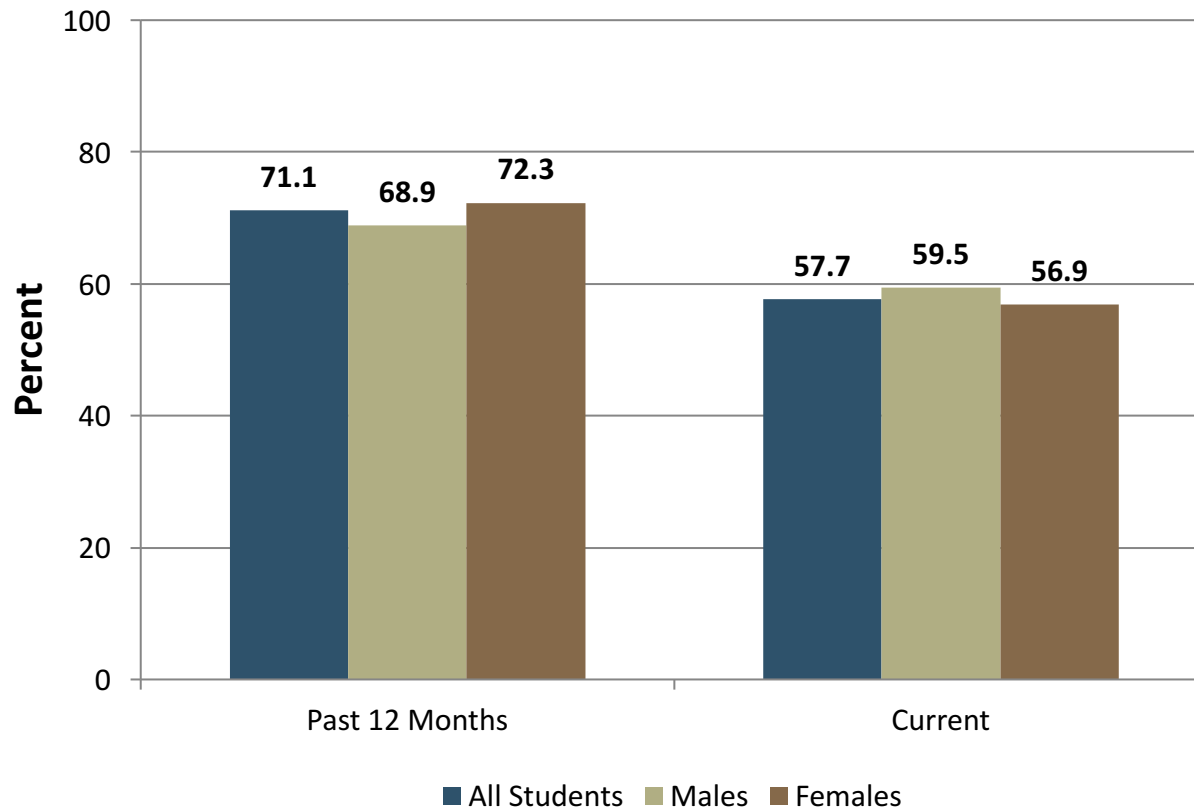


Minnesota
STATE COLLEGES
& UNIVERSITIES

Alcohol Use and Other Drug Use

Alcohol Use –Past 12 Months and Current

All Student by Gender



Past 12-Month Alcohol Use: Any alcohol use within the past year.

Current Alcohol Use: Any alcohol use within the past 30 days.



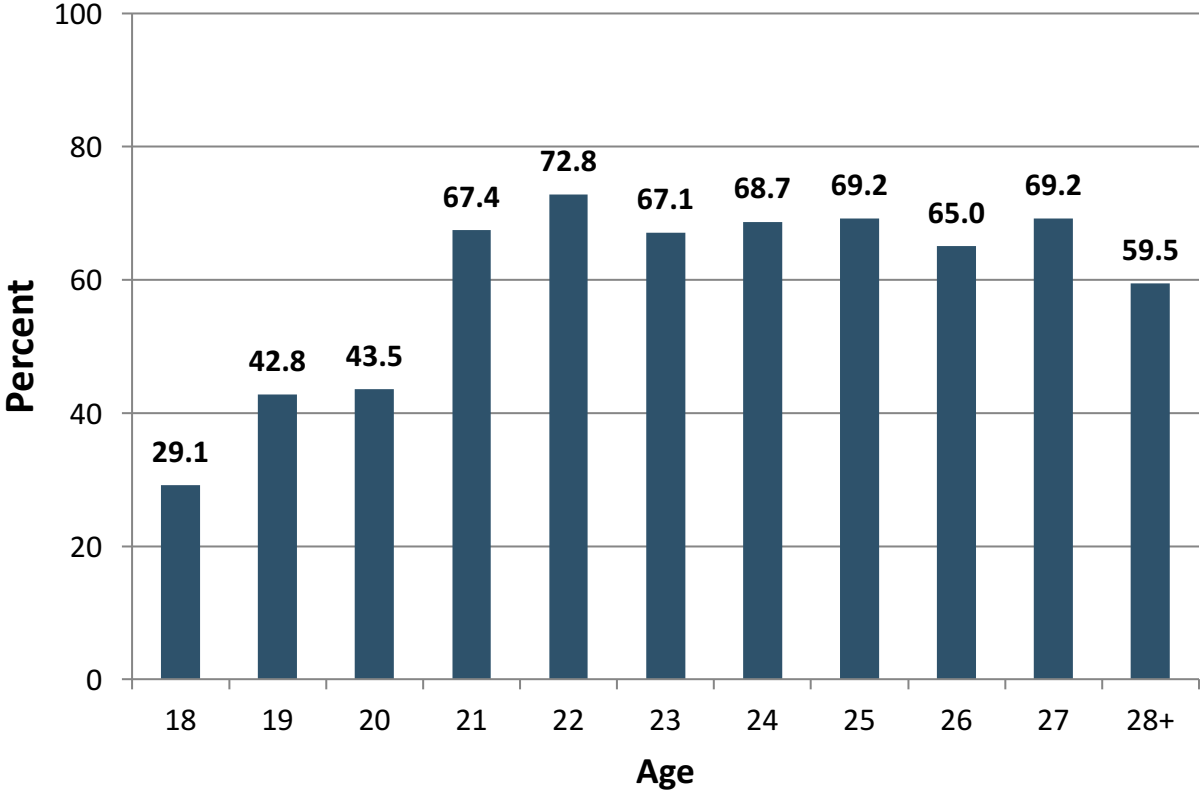
Minnesota
STATE COLLEGES
& UNIVERSITIES

Boynton Health Service

UNIVERSITY OF MINNESOTA
Driven to Discover™

Current Alcohol Use

All Students by Age



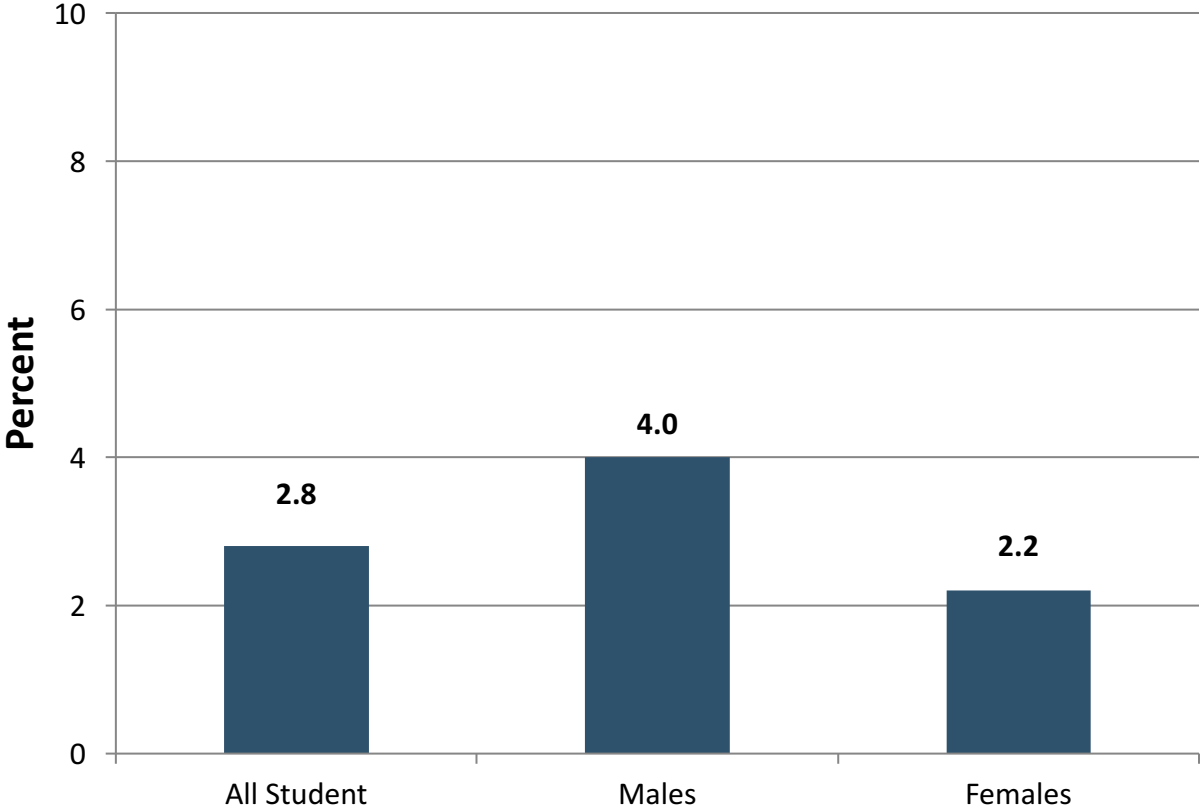
Minnesota
STATE COLLEGES
& UNIVERSITIES

Boynton Health Service

UNIVERSITY OF MINNESOTA
Driven to Discover™

Average Number of Drinks per Week

All Students by Gender



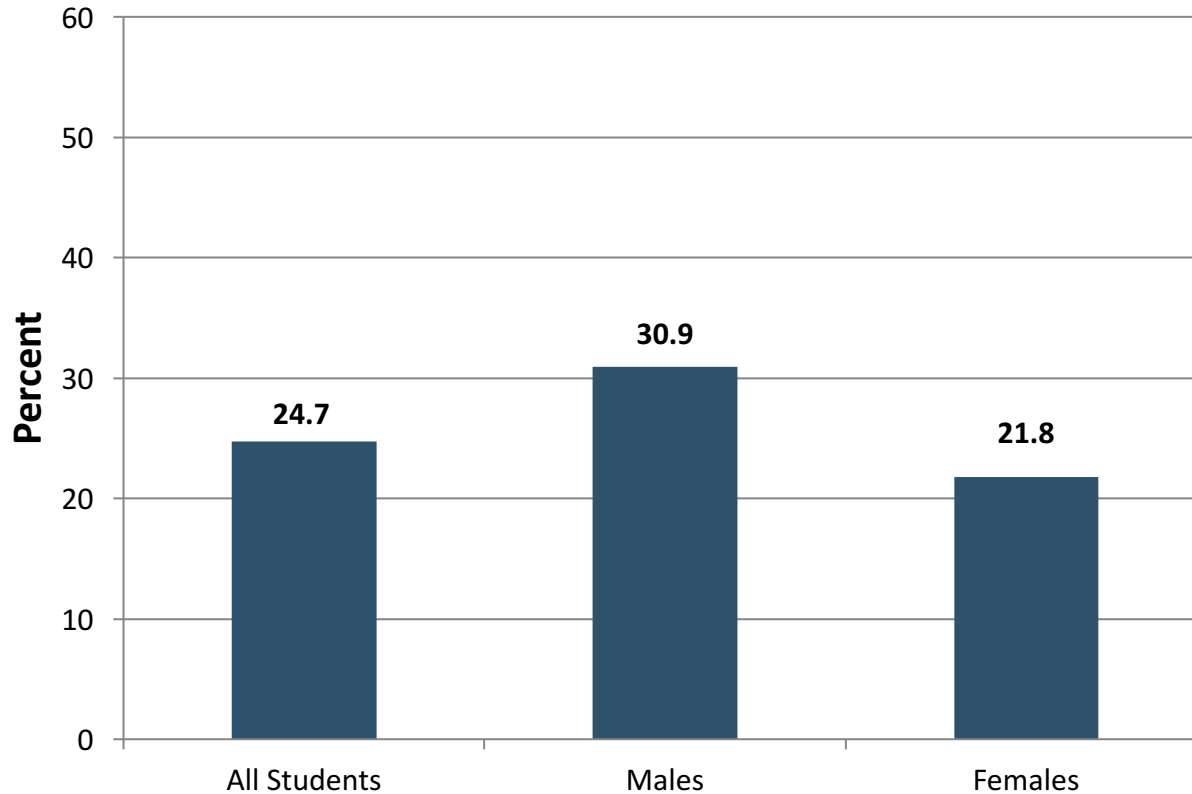
Minnesota
STATE COLLEGES
& UNIVERSITIES

Boynton Health Service

UNIVERSITY OF MINNESOTA
Driven to Discover™

High-Risk Drinking

All Students by Gender



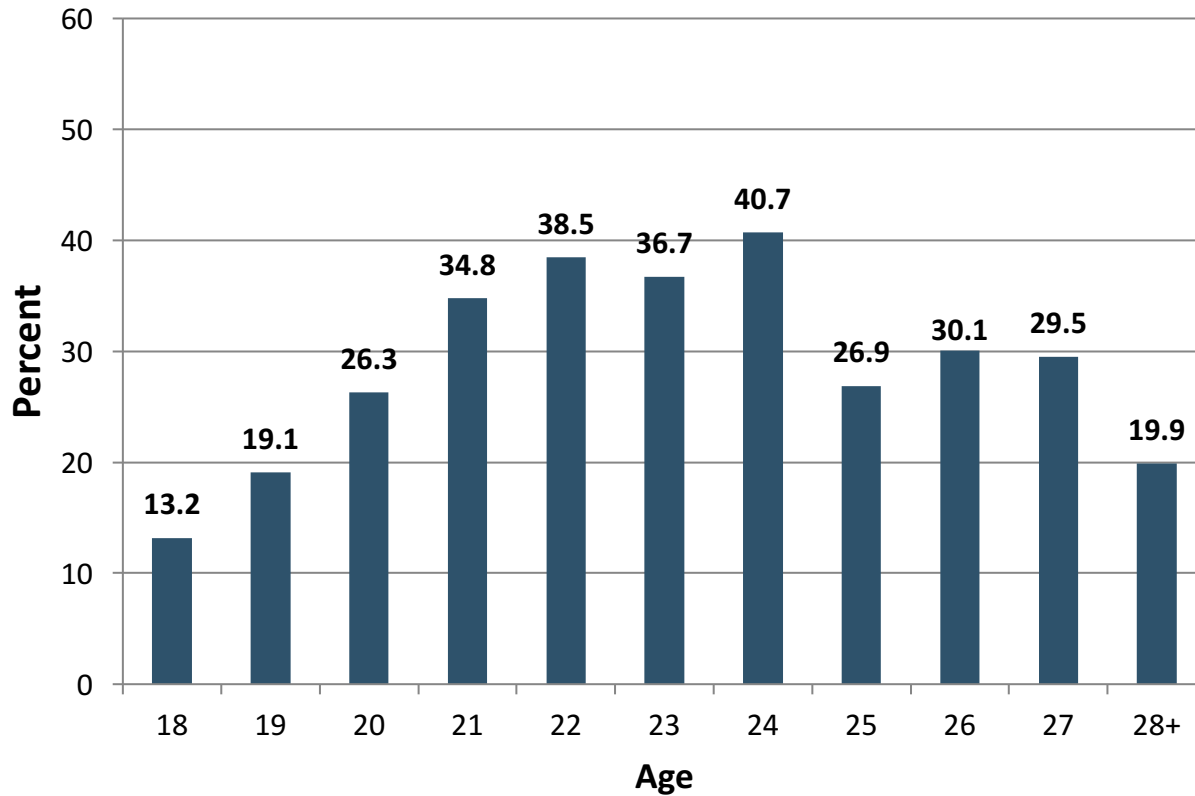
Minnesota
STATE COLLEGES
& UNIVERSITIES

Boynton Health Service

UNIVERSITY OF MINNESOTA
Driven to Discover™

High-Risk Drinking

All Students by Age



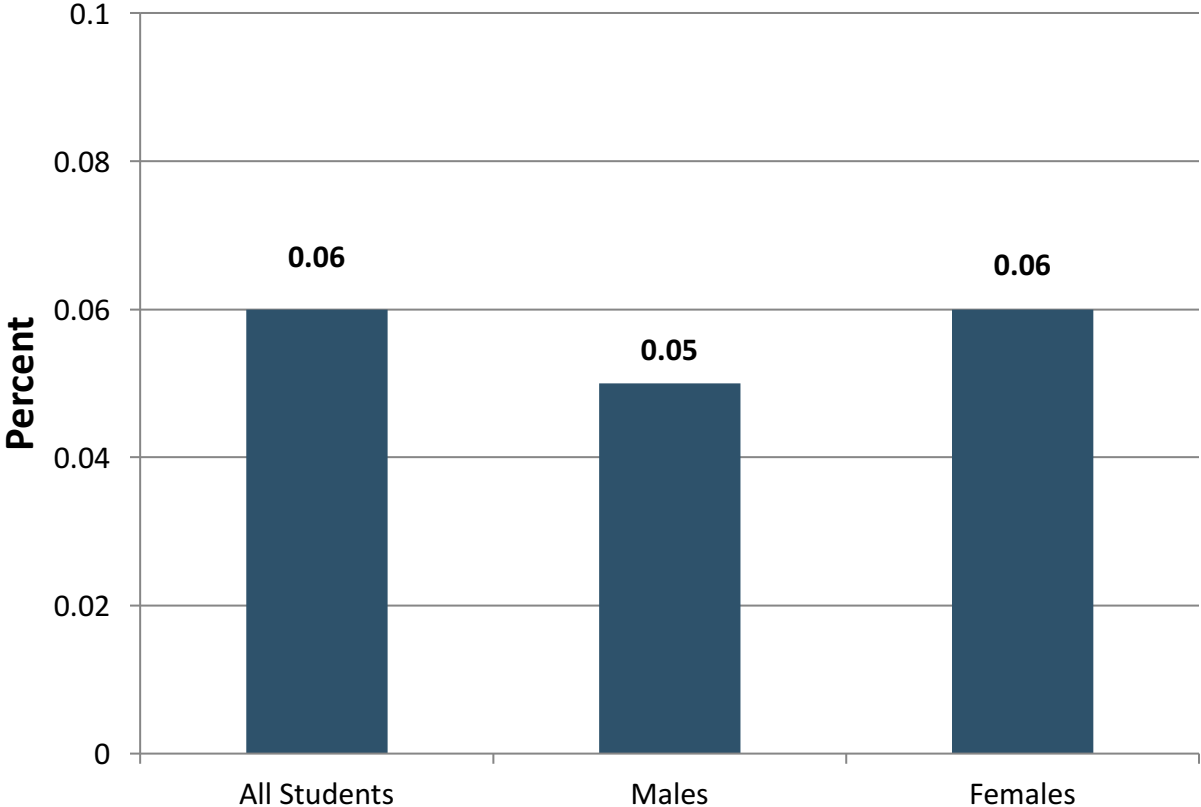
Minnesota
STATE COLLEGES
& UNIVERSITIES

Boynton Health Service

UNIVERSITY OF MINNESOTA
Driven to Discover™

Average Estimated Blood Alcohol Content

All Students by Gender



Minnesota
STATE COLLEGES
& UNIVERSITIES

Boynton Health Service

UNIVERSITY OF MINNESOTA
Driven to Discover™

Negative Consequences of Alcohol/Drug Use

All Students

Negative Consequence Due to Alcohol/Drug Use	Percent Who Report Experiencing Within Past 12 Months
Had a Hangover	44.7
Performed Poorly on a Test or Important Project	18.1
Been in Trouble With Police, Residence Hall, or Other College Authorities	3.3
Damaged Property, Pulled Fire Alarms, etc.	0.7
Got Into an Argument or Fight	14.7
Got Nauseated or Vomited	27.2
Driven a Car While Under the Influence	10.5
Missed a Class	15.0
Been Criticized by Someone I Know	17.4
Thought I Might Have a Drinking or Drug Problem	5.9



Minnesota
STATE COLLEGES
& UNIVERSITIES

Boynton Health Service

UNIVERSITY OF MINNESOTA
Driven to Discover™

Negative Consequences of Alcohol/Drug Use

All Students

Negative Consequence Due to Alcohol/Drug Use	Percent Who Report Experiencing Within Past 12 Months
Had a Memory Loss	13.8
Done Something I Later Regretted	17.3
Been Arrested for DWI/DUI	0.9
Have Been Taken Advantage of Sexually	2.4
Have Taken Advantage of Another Sexually	0.3
Tried Unsuccessfully to Stop Using	2.6
Seriously Thought About Suicide	3.0
Seriously Tried to Commit Suicide	0.7
Been Hurt or Injured	6.6



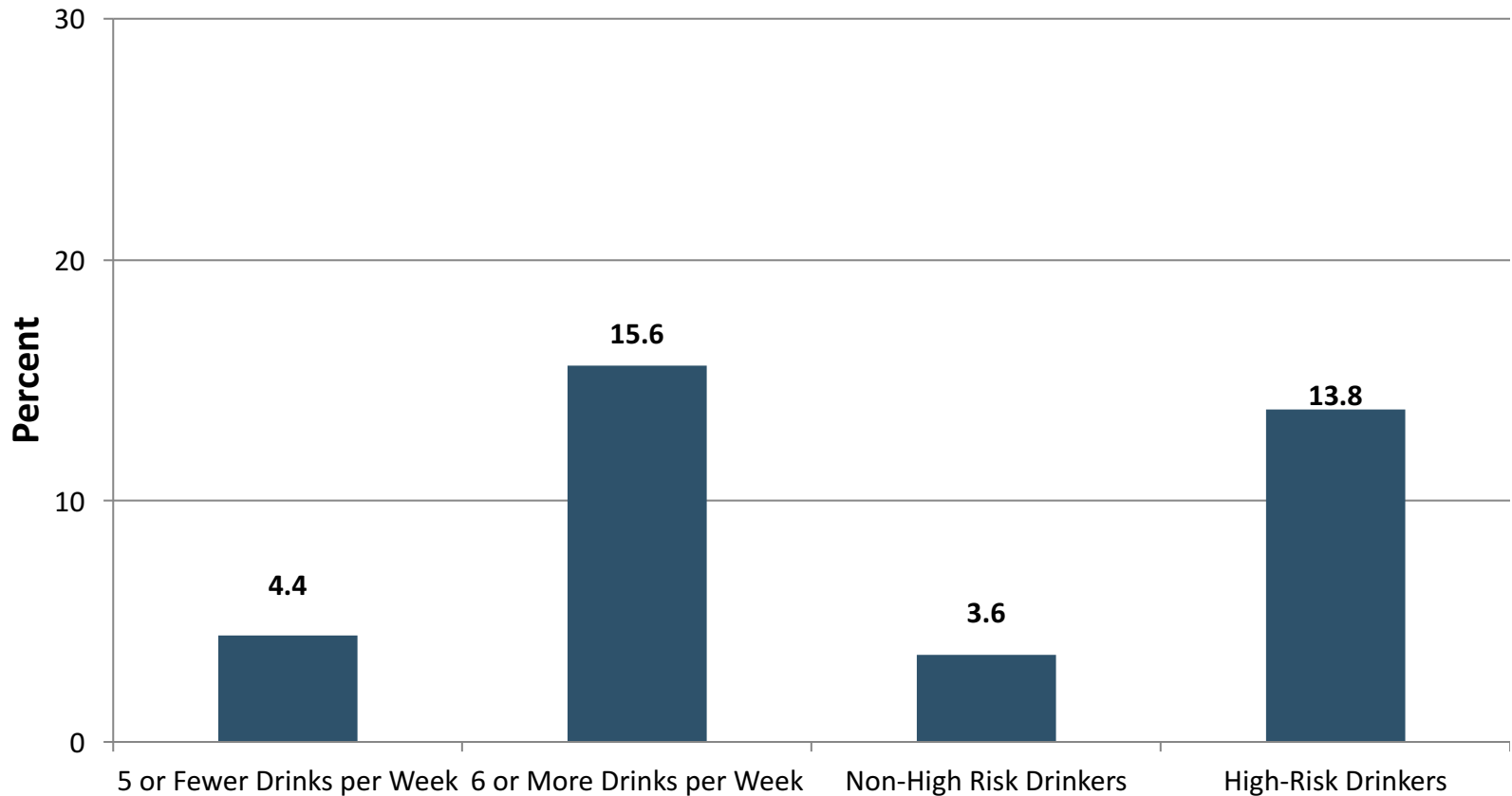
Minnesota
STATE COLLEGES
& UNIVERSITIES

Boynton Health Service

UNIVERSITY OF MINNESOTA
Driven to Discover™

Average Number of Negative Consequences

All Students by Average Number of Drinks and High-Risk Drinking



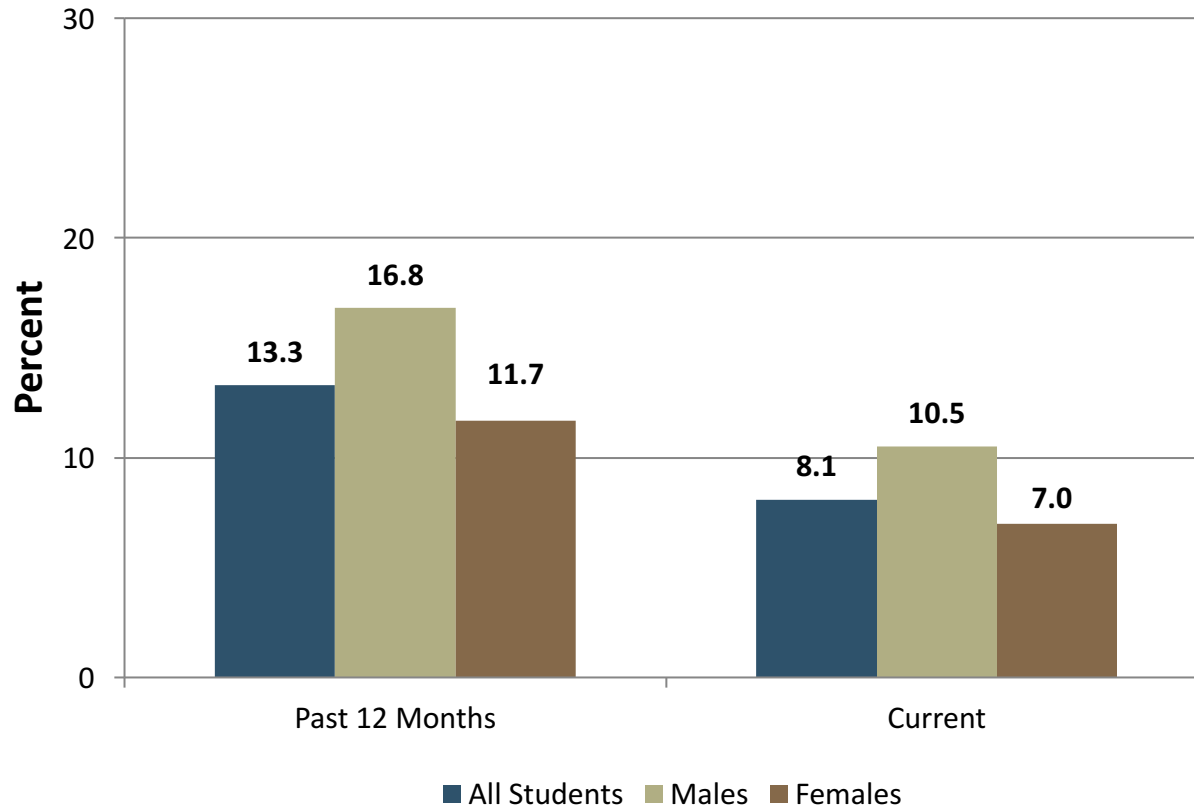
Minnesota
STATE COLLEGES
& UNIVERSITIES

Boynton Health Service

UNIVERSITY OF MINNESOTA
Driven to Discover™

Marijuana Use –Past 12 Months and Current

All Student by Gender



Past 12-Month Marijuana Use: Any marijuana use within the past year.

Current Marijuana Use: Any marijuana use within the past 30 days.



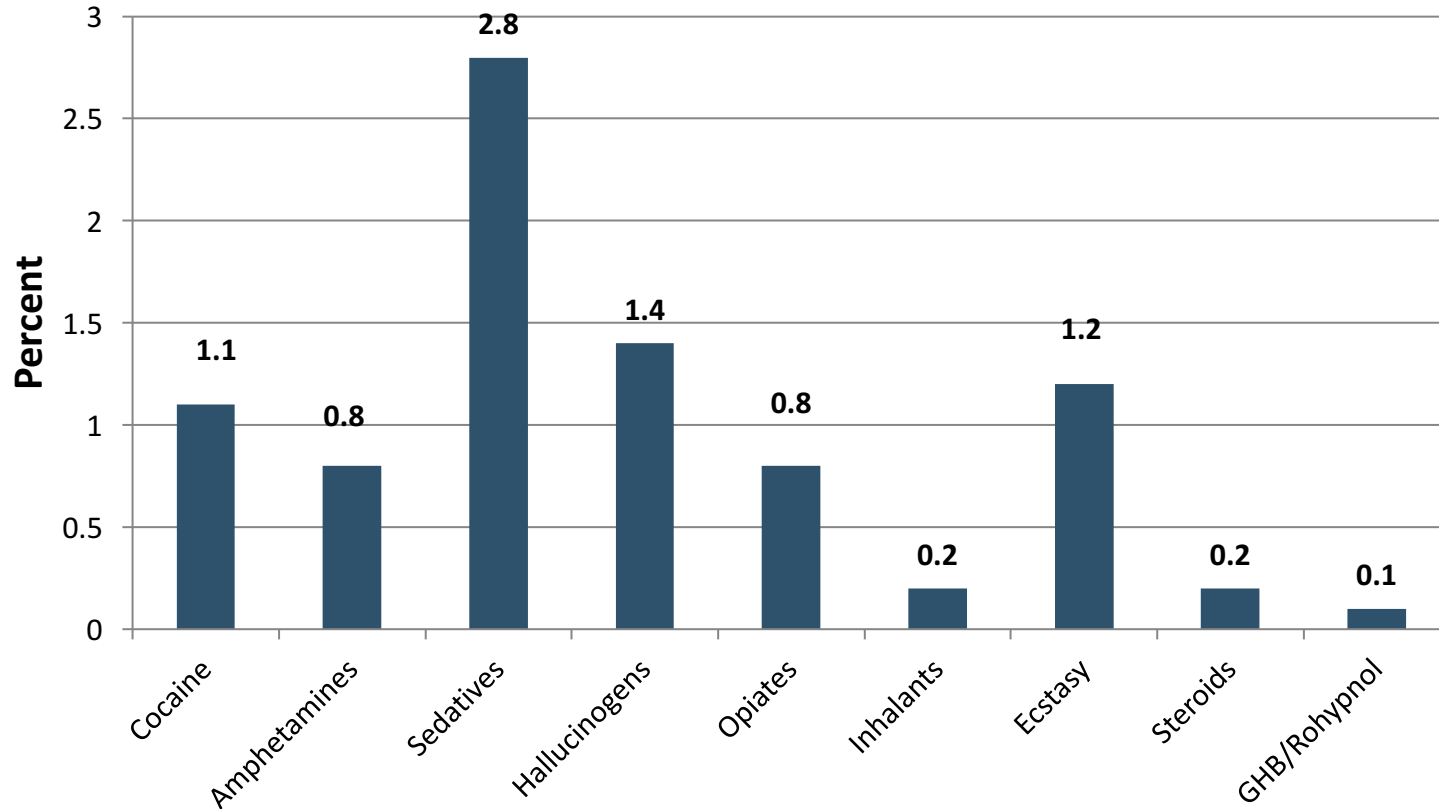
Minnesota
STATE COLLEGES
& UNIVERSITIES

Boynton Health Service

UNIVERSITY OF MINNESOTA
Driven to Discover™

Selected Drug Use –Past 12 Months

All Students



In addition, 4.4% of students report using another person's prescription drugs.



Minnesota
STATE COLLEGES
& UNIVERSITIES

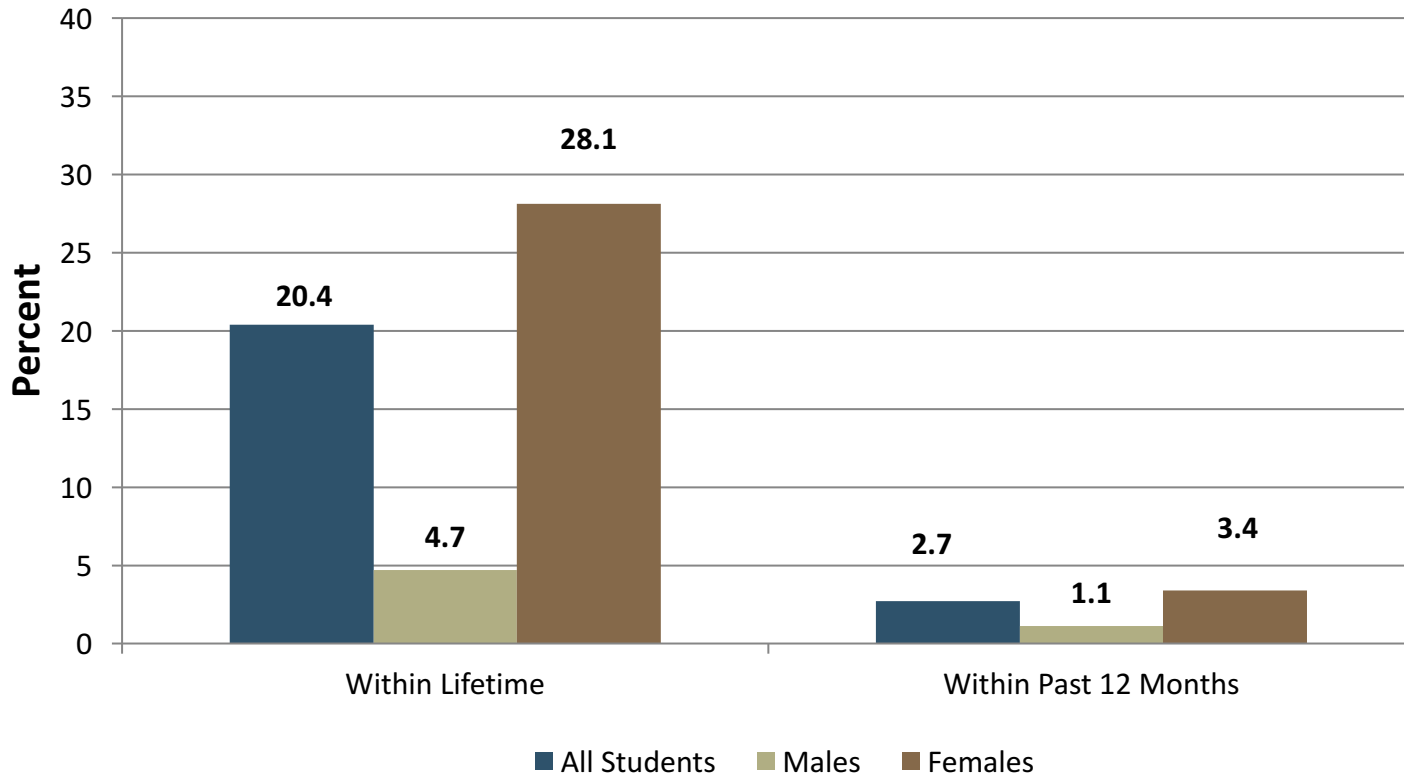
Boynton Health Service

UNIVERSITY OF MINNESOTA
Driven to Discover™

Personal Safety and Financial Health

Sexual Assault- Lifetime and Past 12 Months

All Students by Gender



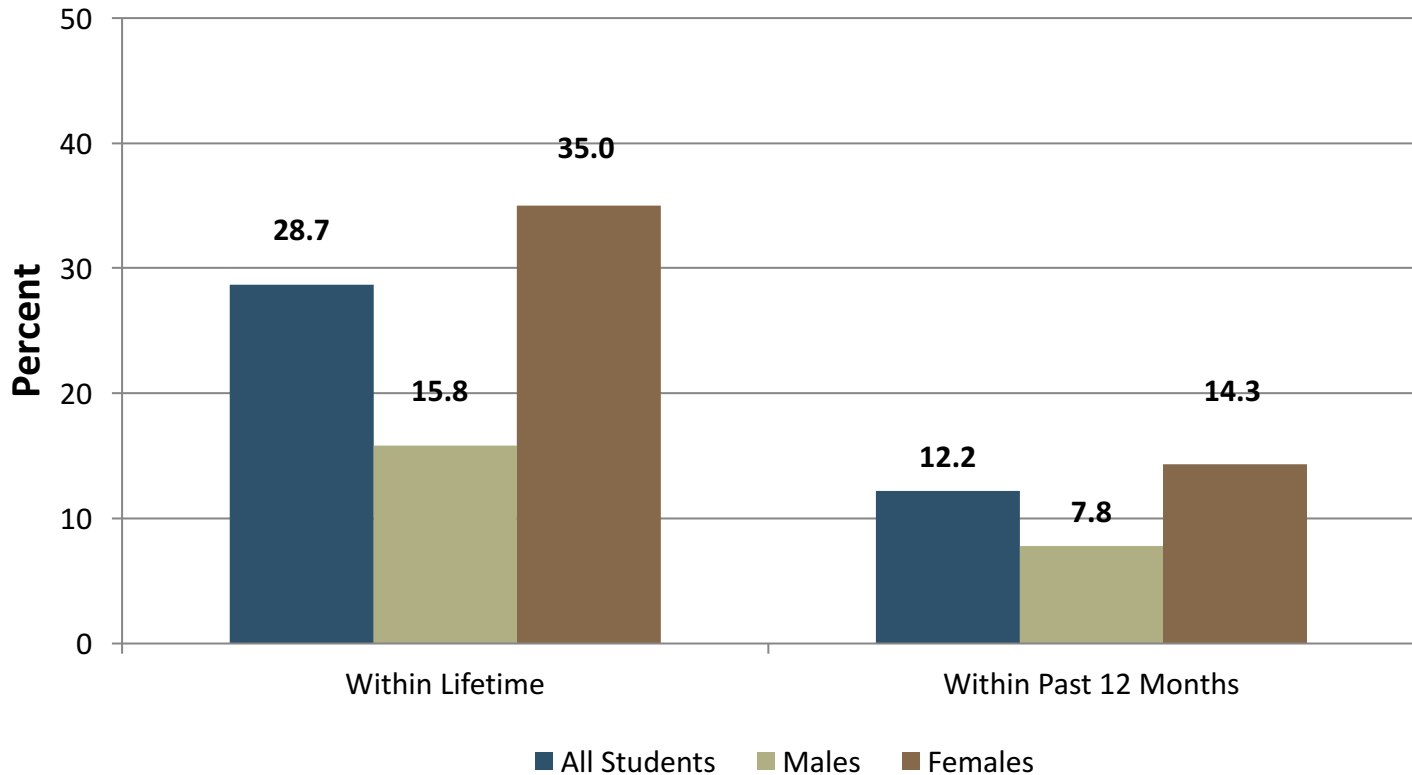
Minnesota
STATE COLLEGES
& UNIVERSITIES

Boynton Health Service

UNIVERSITY OF MINNESOTA
Driven to Discover™

Domestic Violence- Lifetime and Past 12 Months

All Students by Gender



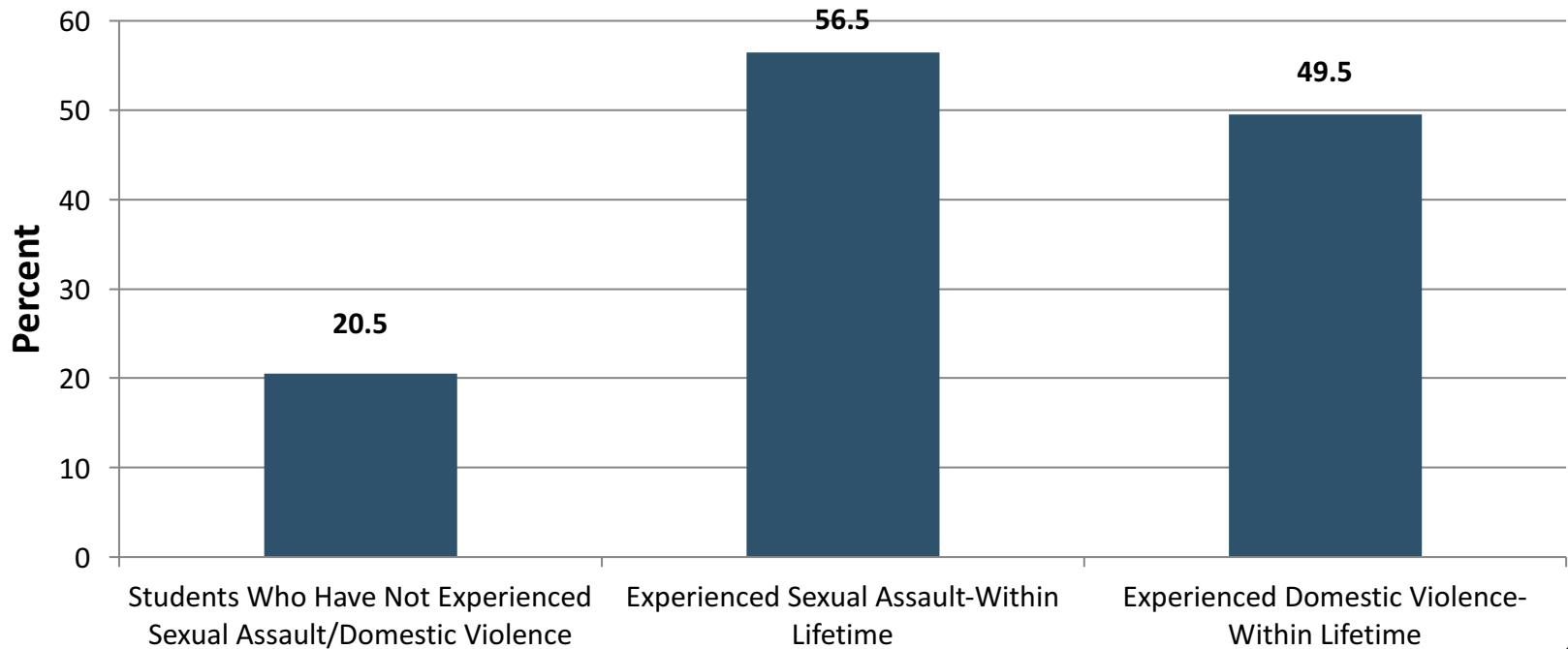
Minnesota
STATE COLLEGES
& UNIVERSITIES

Boynton Health Service

UNIVERSITY OF MINNESOTA
Driven to Discover™

Depression Diagnosis -Lifetime

All Students by Sexual Assault/Domestic Violence



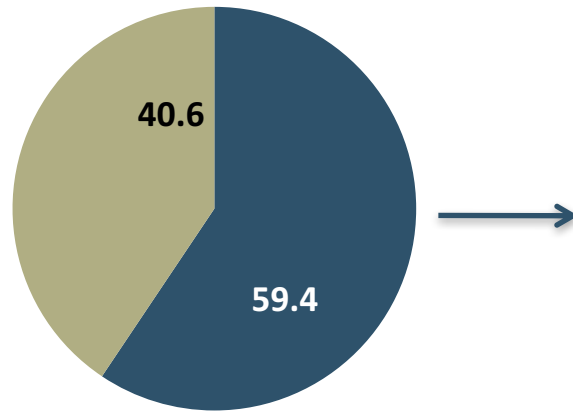
Minnesota
STATE COLLEGES
& UNIVERSITIES

Boynton Health Service

UNIVERSITY OF MINNESOTA
Driven to Discover™

Sexual Assault Reporting by Victims-Lifetime

Sexual Assault Victims



- Reported Sexual Assault
- Did Not Report Sexual Assault

Reported the Assault to*	Percent Among Sexual Victims Who Reported Assault
Health Care Provider	31.0
Hall Director or Community Advisor	1.2
Campus Sexual Violence Office	2.5
Police	37.2
Other	53.9

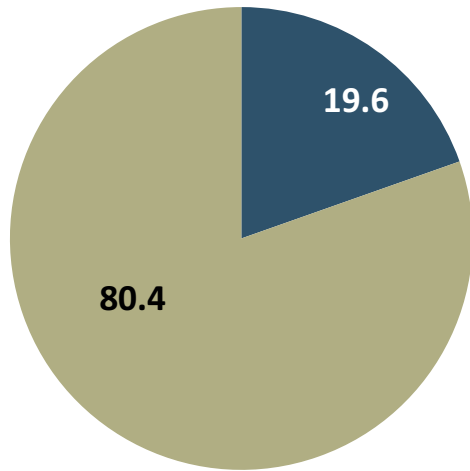
*Students may have reported incident to individuals in more than one category



Minnesota
STATE COLLEGES
& UNIVERSITIES

Firearm Access

All Students



■ Firearm Access ■ No Firearm Access

Type of Firearm	Percent Among Students With Firearm Access
Handgun	49.0
Rifle	77.3
Shotgun	78.0
Other	8.9



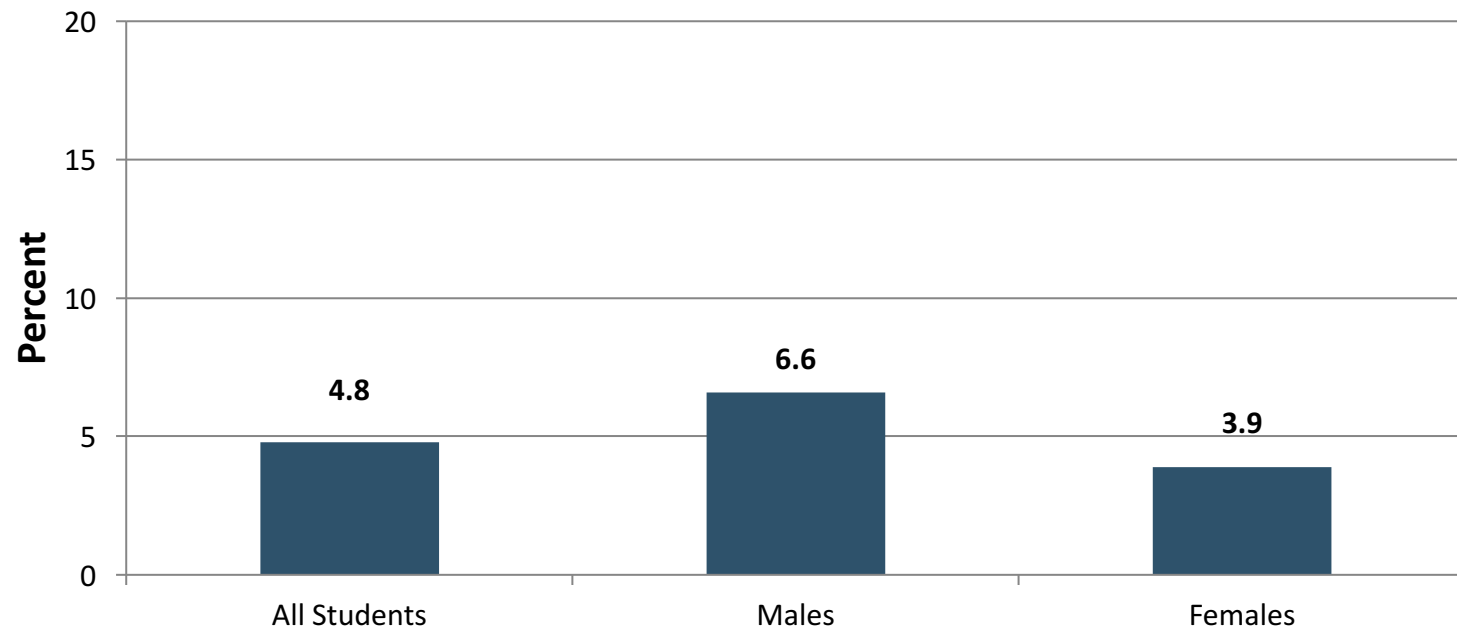
Minnesota
STATE COLLEGES
& UNIVERSITIES

Boynton Health Service

UNIVERSITY OF MINNESOTA
Driven to Discover™

Physical Fight –Past 12 Months

All Students by Gender



Minnesota
STATE COLLEGES
& UNIVERSITIES

Boynton Health Service

UNIVERSITY OF MINNESOTA
Driven to Discover™

Injuries –Past 12 Months

All Students

Type of Injury	Percent Who Report Experiencing Within Past 12 Months
Assaulted by Another Person (Nonsexual)	1.4
Burned by Fire or a Hot Substance	5.6
Motor Vehicle Related	2.7
Team Sports	4.1
Individual Sports	3.4
Bicycle Related	1.1
Falls	10.3
Other	11.7
Not Applicable –I Was Not Injured	70.2



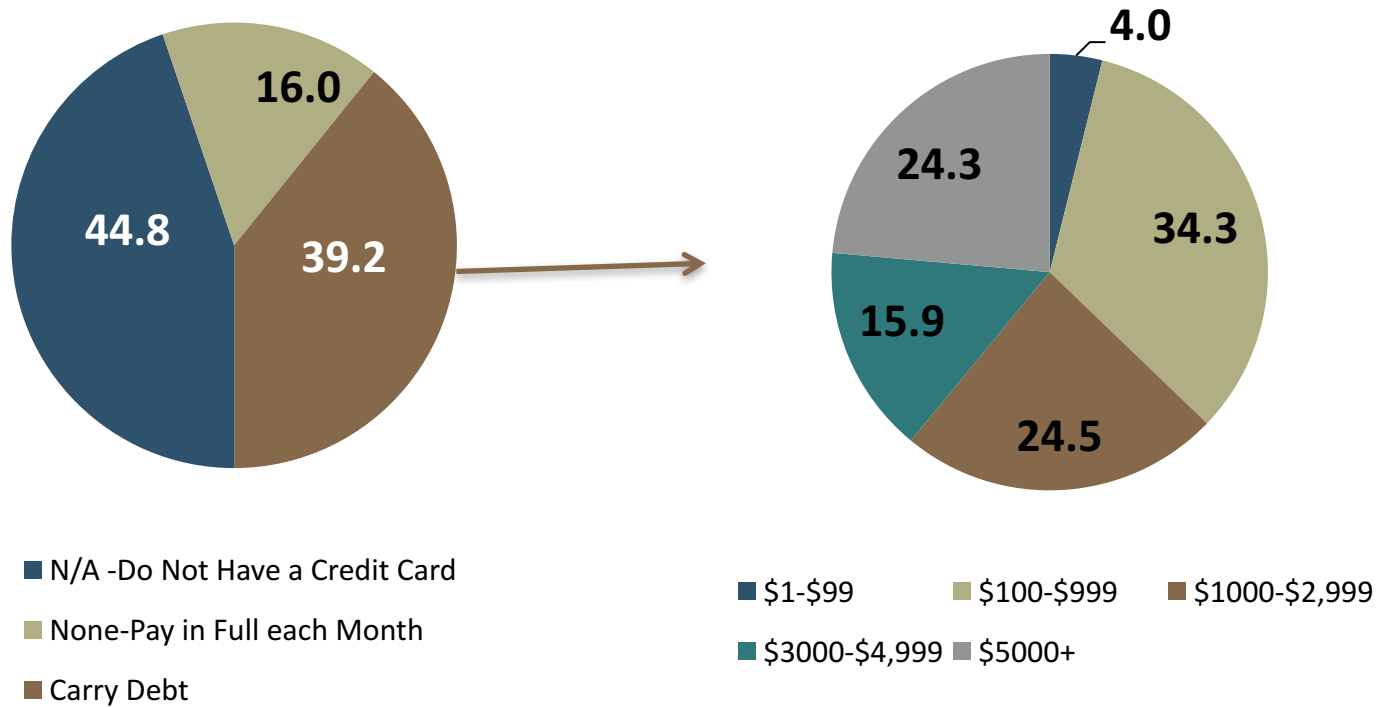
Minnesota
STATE COLLEGES
& UNIVERSITIES

Boynton Health Service

UNIVERSITY OF MINNESOTA
Driven to Discover™

Current Credit Card Debt

All Students



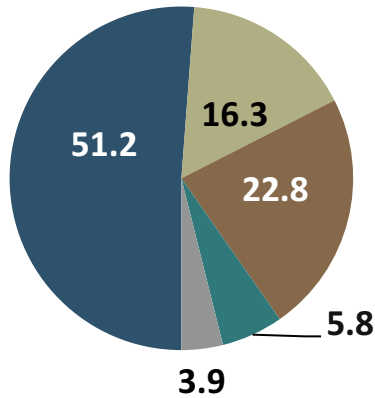
Minnesota
STATE COLLEGES
& UNIVERSITIES

Boynton Health Service

UNIVERSITY OF MINNESOTA
Driven to Discover™

Gambling-Past 12 Months

All Students



Amount Spent per Month	Percent Among Students Who Report Gambling
\$1-\$24	61.2
\$25-\$99	30.2
\$100 or More	8.6

- Never
- 2-6 Times/Year
- More Than Once/Month
- Once/Year
- Once/Month

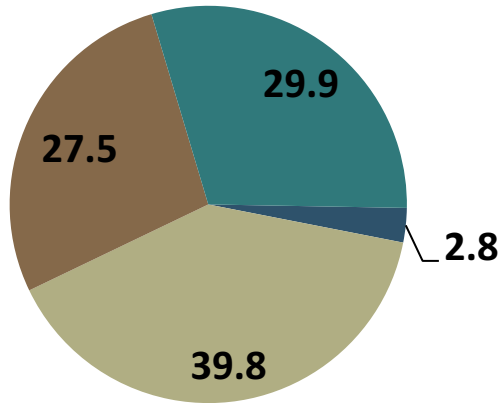


Minnesota
STATE COLLEGES
& UNIVERSITIES

Nutrition and Physical Activity

Body Mass Index (BMI) Category

All Students



■ Underweight

■ Normal Weight

■ Overweight

■ Obese/Extremely Obese

Body Mass Index (BMI) Range	Weight Category
Less Than 18.5	Underweight
18.5 to 24.9	Normal Weight
25.0 to 29.9	Overweight
30.0 to 39.9	Obese
40.0 and Greater	Extremely Obese

The average Body Mass Index for male survey respondents = 27.3.

The average Body mass Index for female survey respondents = 27.7.



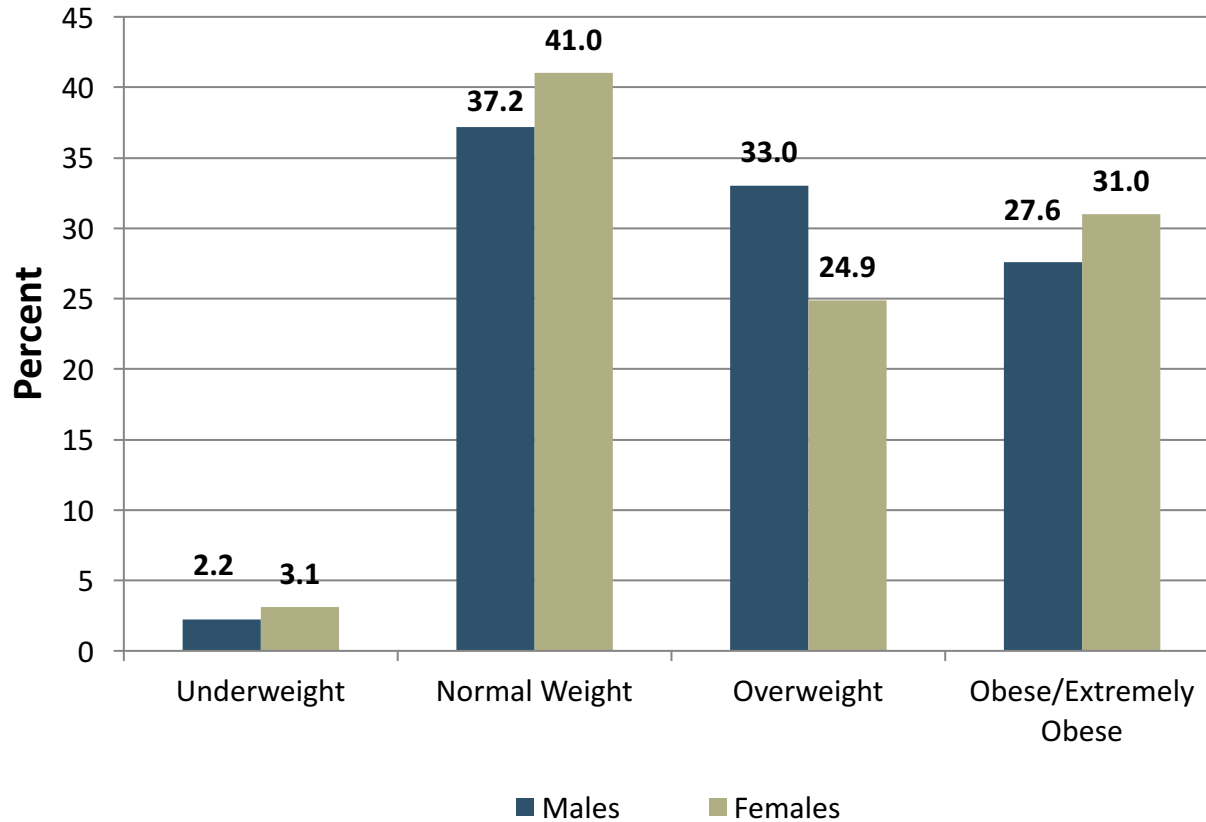
Minnesota
STATE COLLEGES
& UNIVERSITIES

Boynton Health Service

UNIVERSITY OF MINNESOTA
Driven to Discover™

BMI Category

All Students by Gender



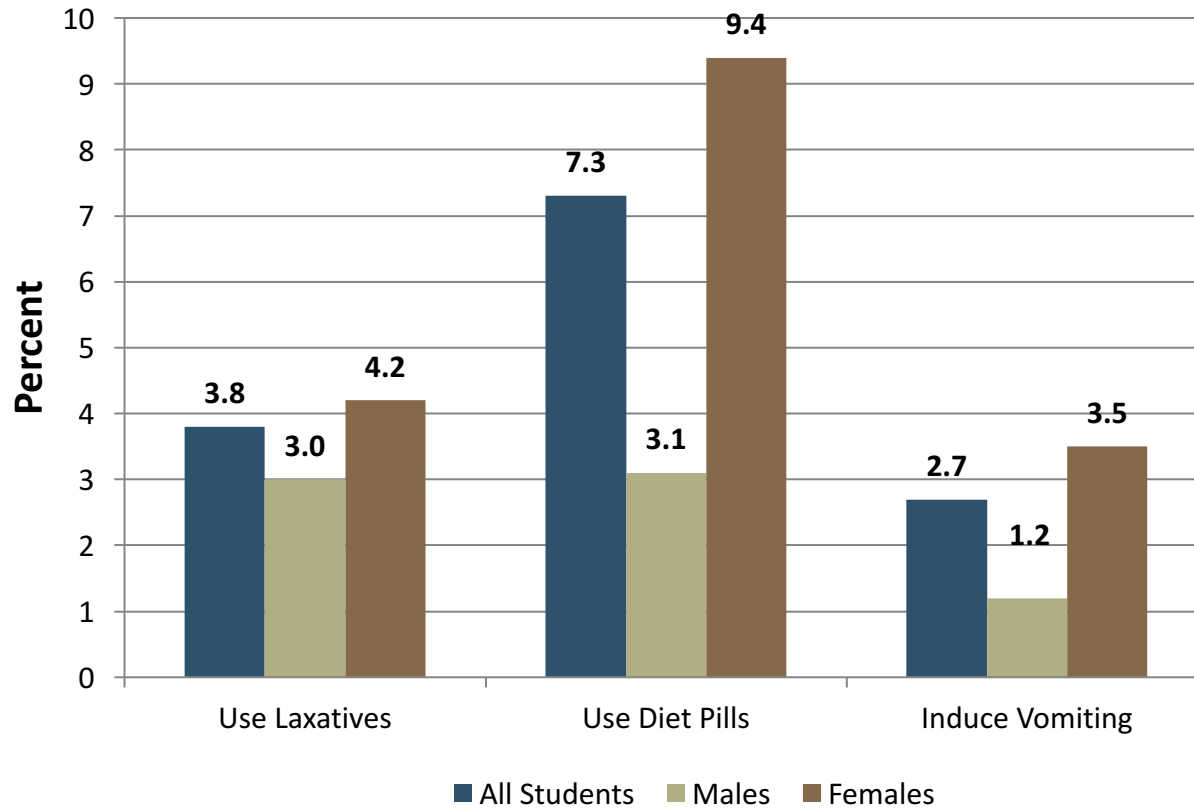
Minnesota
STATE COLLEGES
& UNIVERSITIES

Boynton Health Service

UNIVERSITY OF MINNESOTA
Driven to Discover™

Weight-Related Behaviors

All Students by Gender



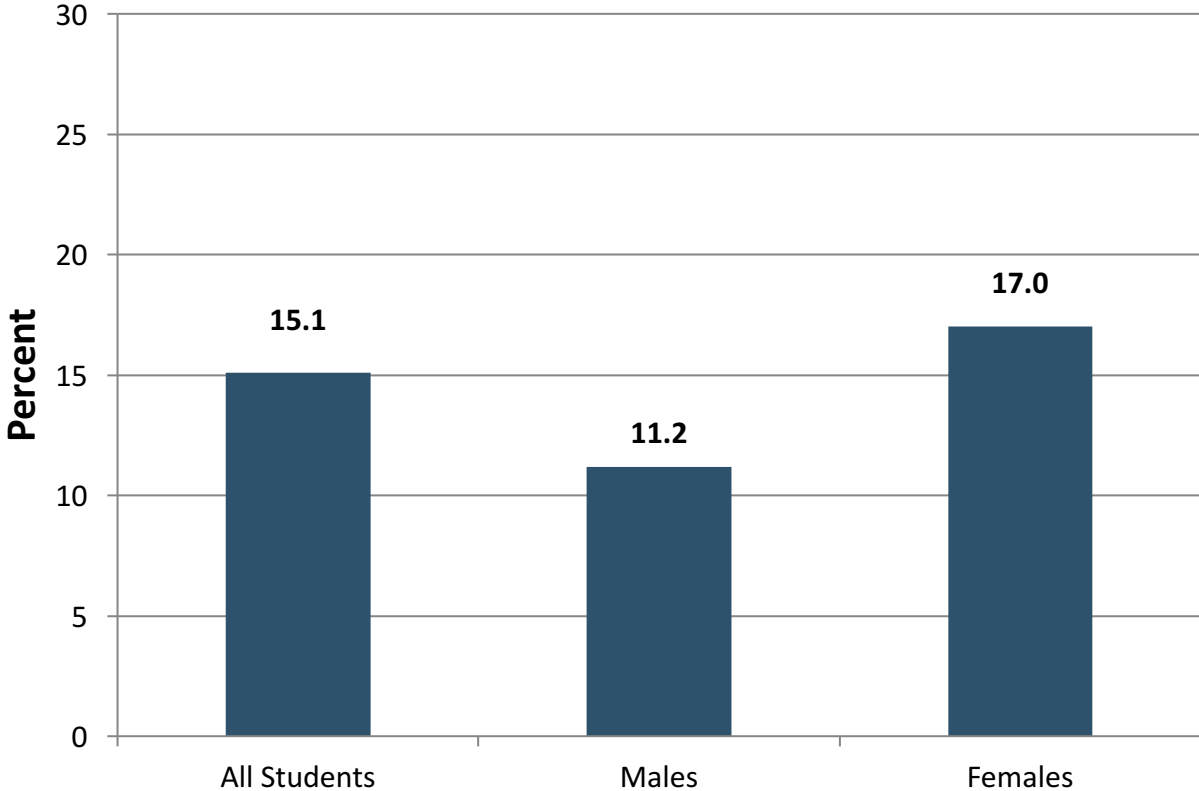
Minnesota
STATE COLLEGES
& UNIVERSITIES

Boynton Health Service

UNIVERSITY OF MINNESOTA
Driven to Discover™

Binge Eating Behavior-Past 12 Months

All Students by Gender



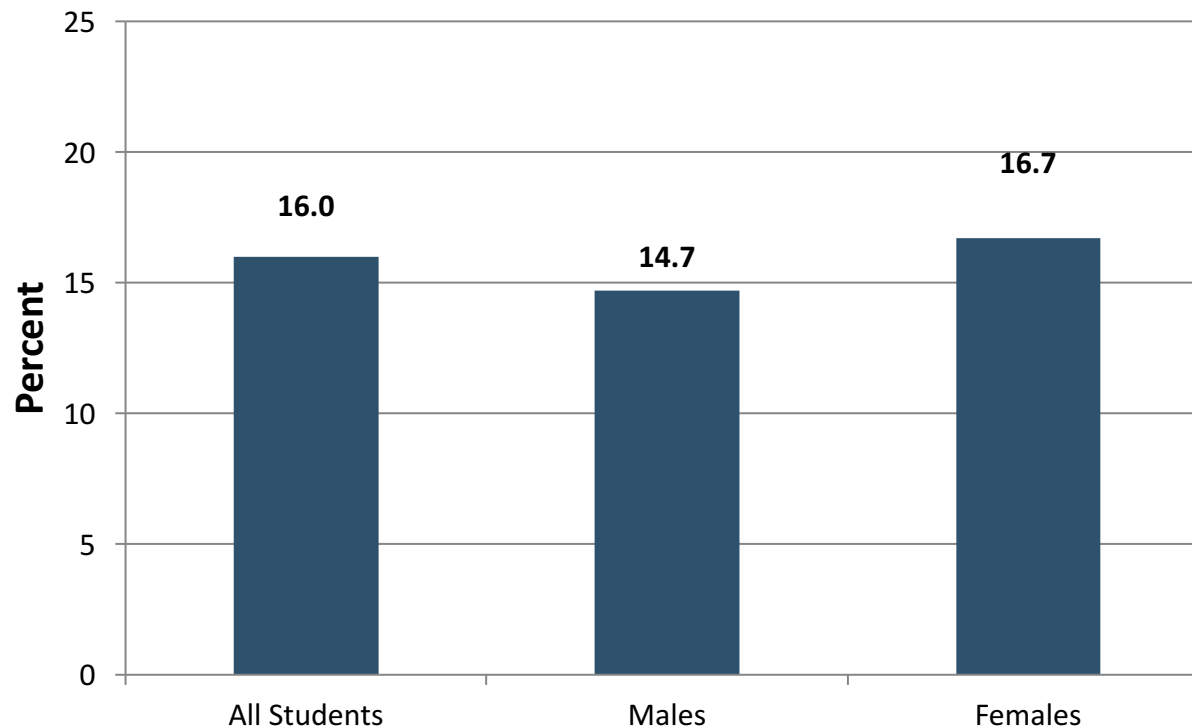
Minnesota
STATE COLLEGES
& UNIVERSITIES

Boynton Health Service

UNIVERSITY OF MINNESOTA
Driven to Discover™

Fruit and Vegetable Consumption- 5 or More Times Per Day

All Students by Gender



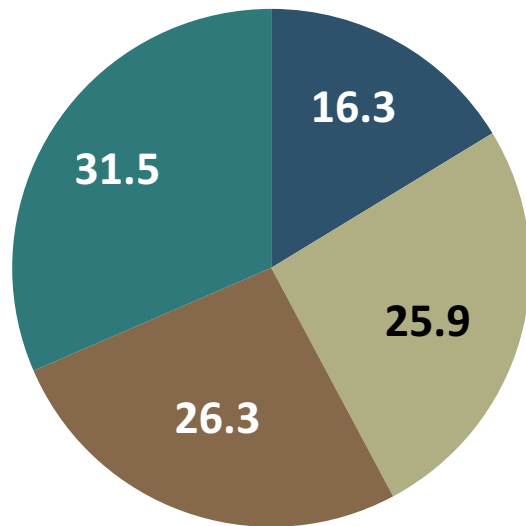
Minnesota
STATE COLLEGES
& UNIVERSITIES

Boynton Health Service

UNIVERSITY OF MINNESOTA
Driven to Discover™

Physical Activity Level

All Students



■ Zero ■ Low ■ Moderate ■ High

The Centers for Disease Control and Prevention’s recommendations for adults are to:
**Engage in moderate-intensity physical activity for at least 30 minutes on five or more days of the week or
**Engage in vigorous-intensity physical activity for at least 20 minutes on three or more days per week

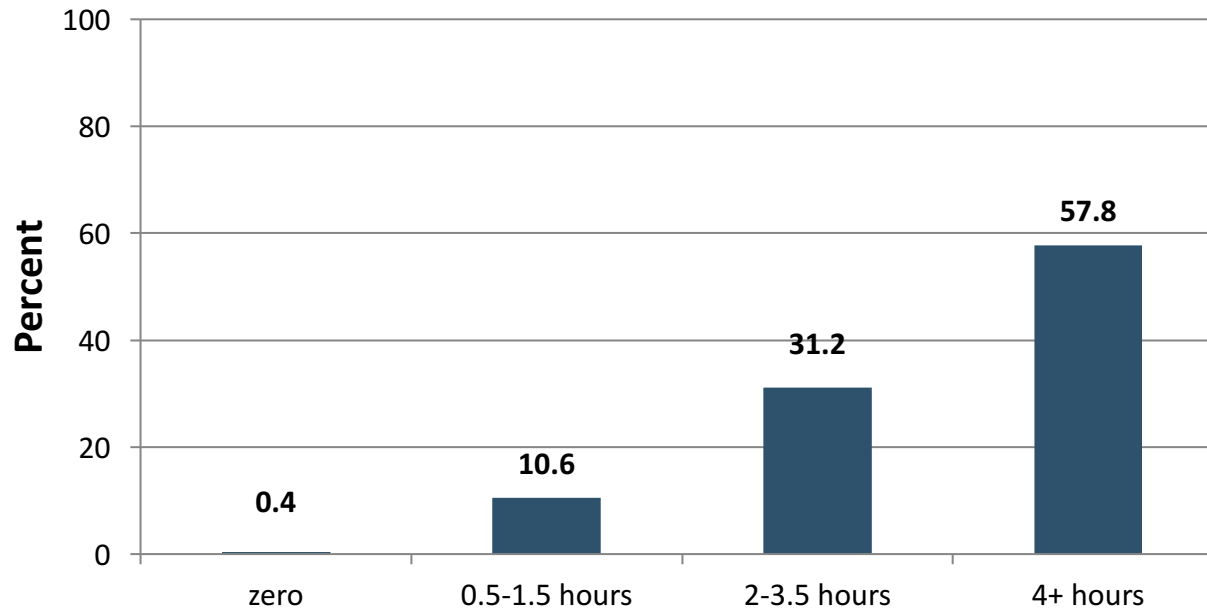
Moderate and high classifications meet the CDC’s recommended level of physical activity.



Minnesota
STATE COLLEGES
& UNIVERSITIES

Screen Time/Hours per Day

All Students



Screen Time: Report watching TV or using a computer (not for work or school) two or more hours per day.



Minnesota
STATE COLLEGES
& UNIVERSITIES

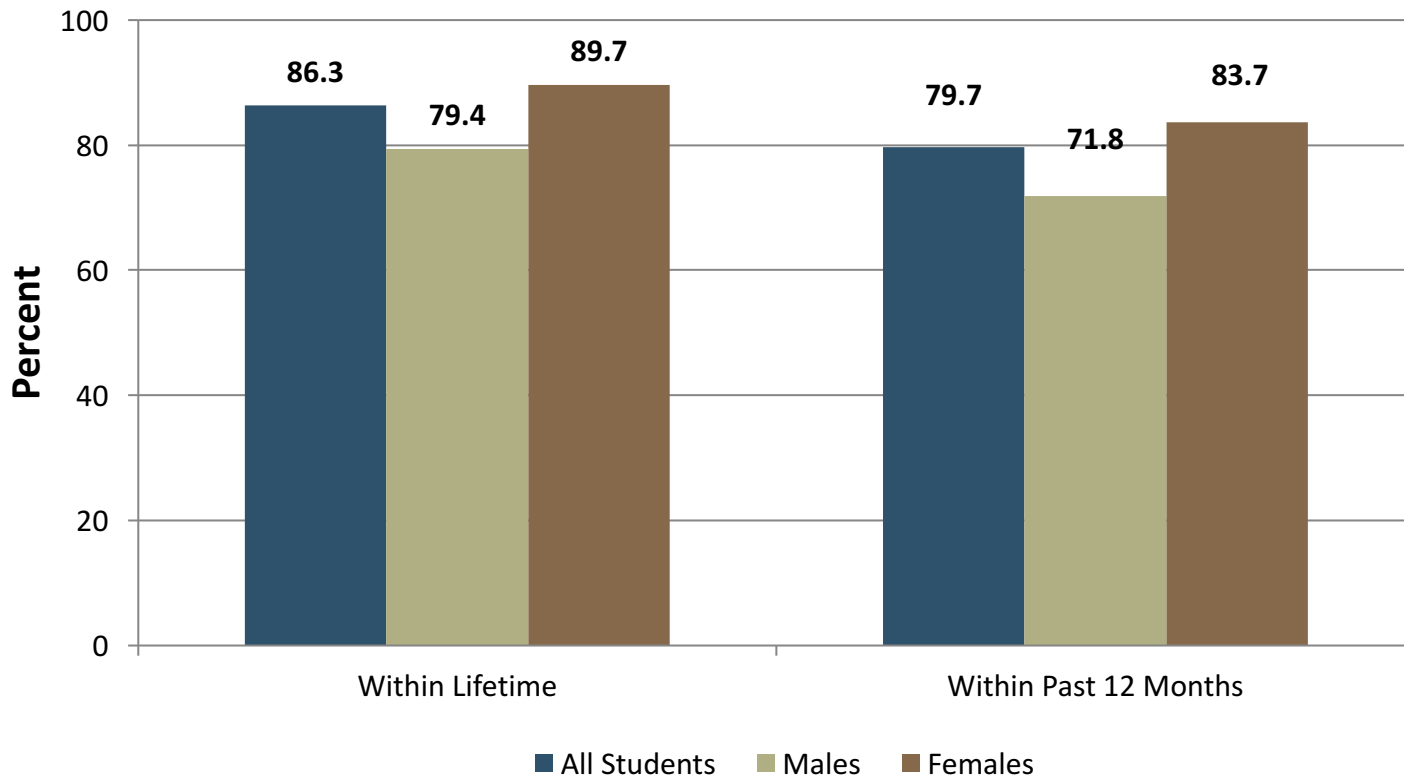
Boynton Health Service

UNIVERSITY OF MINNESOTA
Driven to Discover™

Sexual Health

Sexually Active- Lifetime and Past 12 Months

All Students by Gender



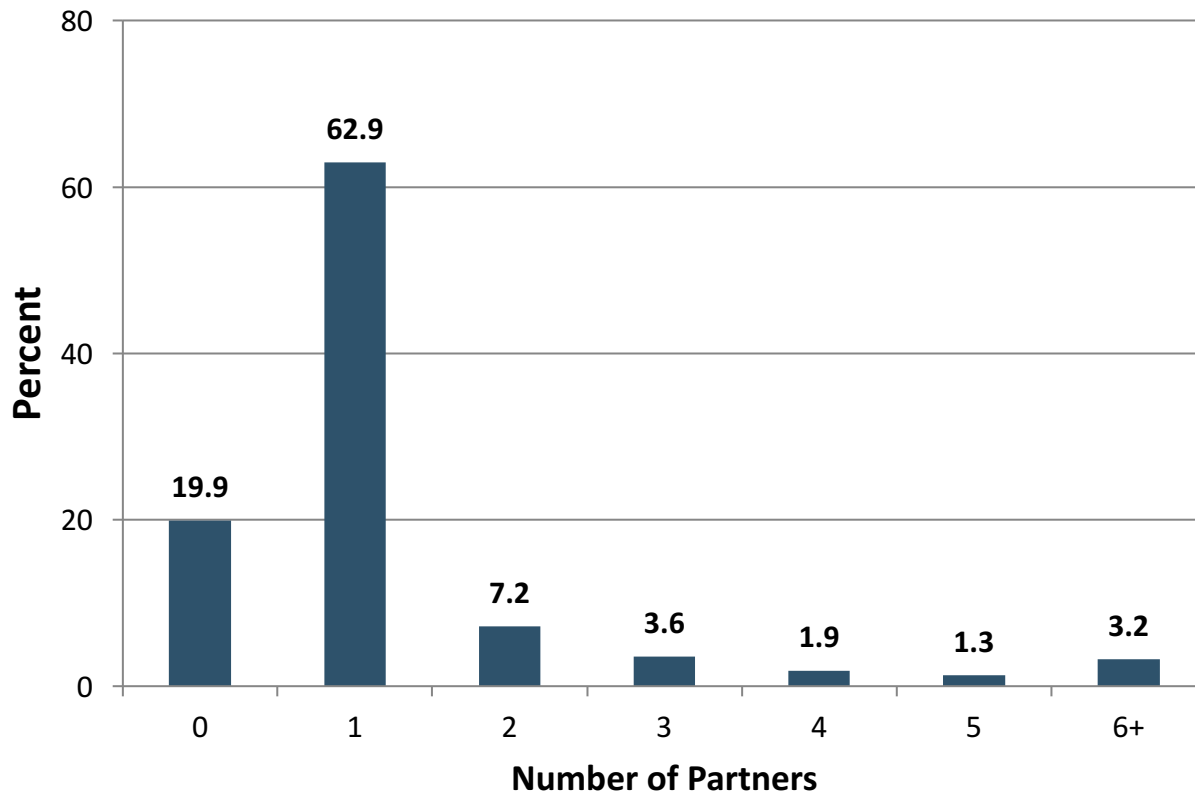
Minnesota
STATE COLLEGES
& UNIVERSITIES

Boynton Health Service

UNIVERSITY OF MINNESOTA
Driven to Discover™

Number of Sexual Partners-Past 12 Months

All Students



On average students had 2.3 sexual partners over the past 12-month period.



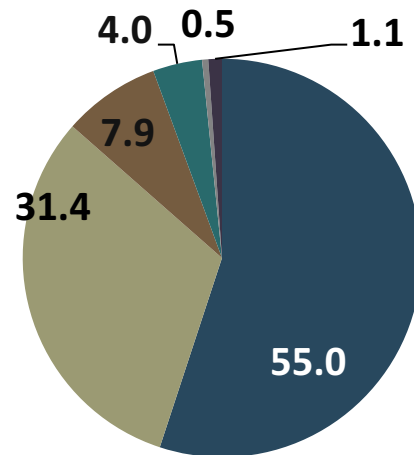
Minnesota
STATE COLLEGES
& UNIVERSITIES

Boynton Health Service

UNIVERSITY OF MINNESOTA
Driven to Discover™

Most Recent Sexual Partner-Past 12 Months

Sexually Active Students



- Fiance'(e)/Spouse
- Exclusive Dating Partner
- Close but Not Exclusive Dating Partner
- Casual Acquaintance
- Stranger
- Other



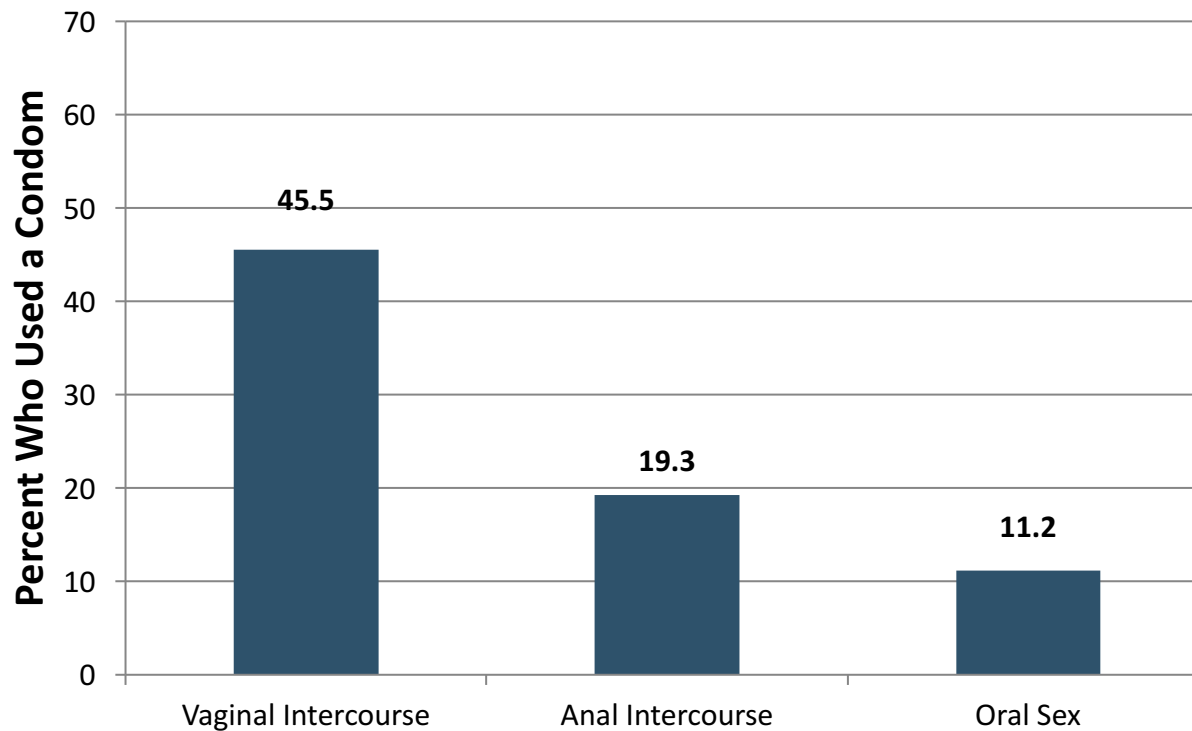
Minnesota
STATE COLLEGES
& UNIVERSITIES

Boynton Health Service

UNIVERSITY OF MINNESOTA
Driven to Discover™

Condom Use

Sexually Active Students Within Lifetime
(Does Not Include Those Who Are Married or With a Domestic Partner)



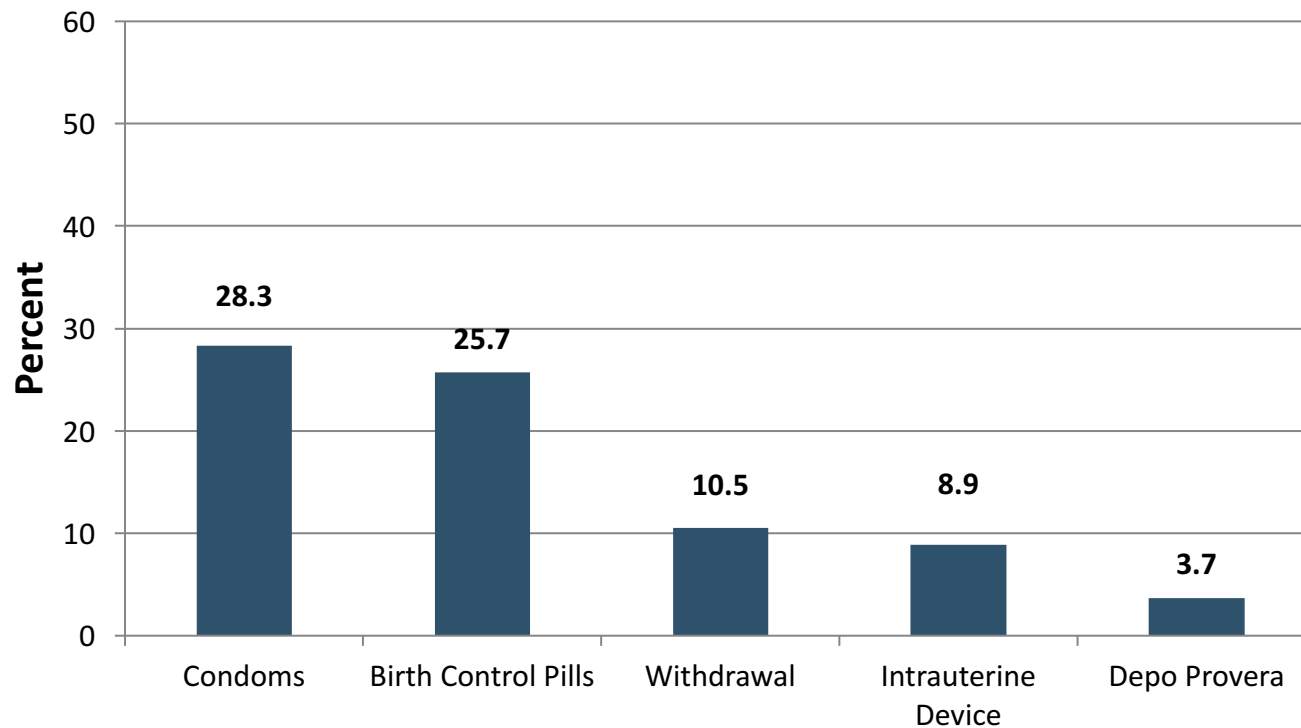
Minnesota
STATE COLLEGES
& UNIVERSITIES

Boynton Health Service

UNIVERSITY OF MINNESOTA
Driven to Discover™

Pregnancy Prevention Methods

Sexually Active Students Within Lifetime



Five most frequent methods reported by students



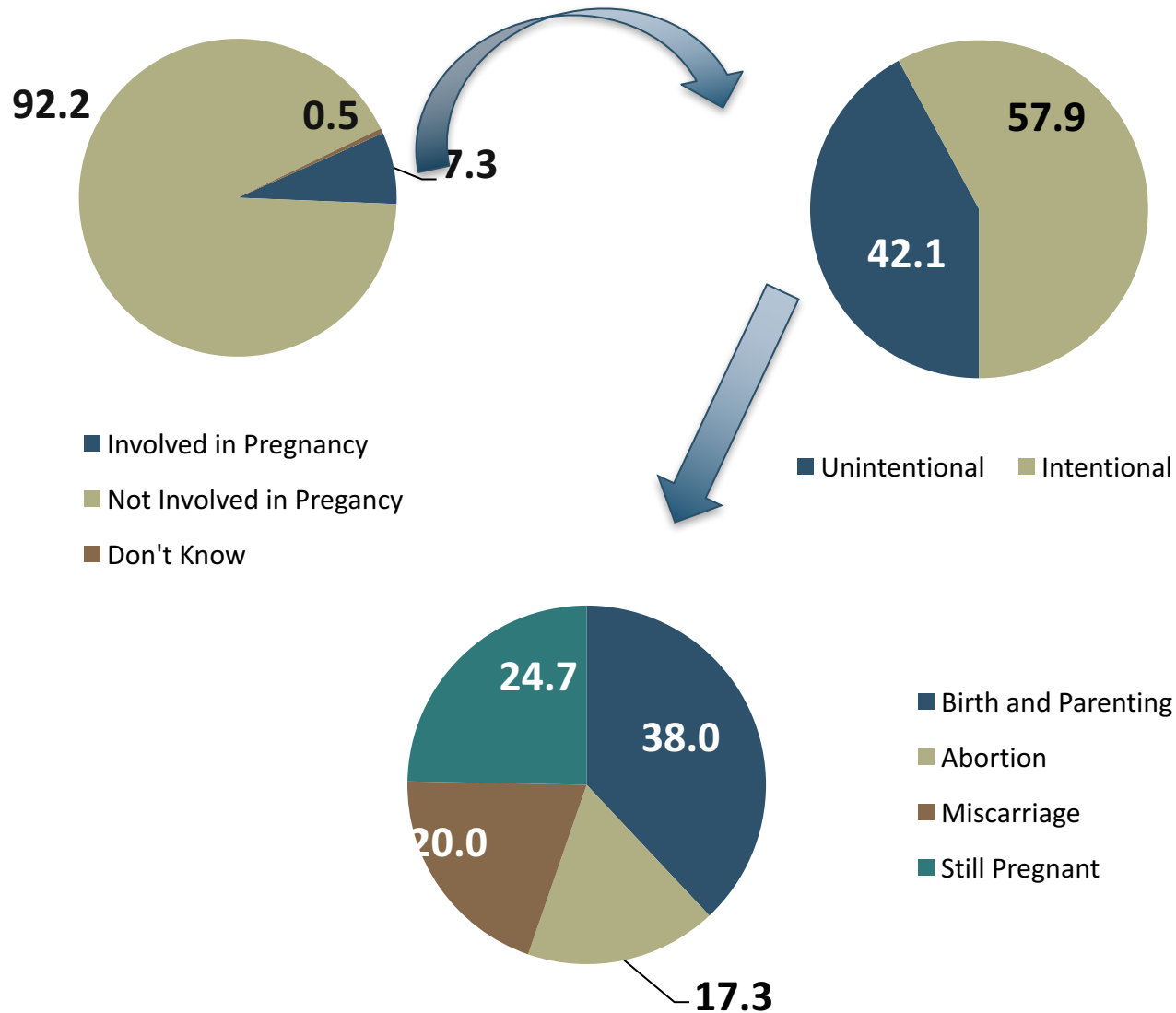
Minnesota
STATE COLLEGES
& UNIVERSITIES

Boynton Health Service

UNIVERSITY OF MINNESOTA
Driven to Discover™

Unintended Pregnancy Outcome-Past 12 Months

All Students



Minnesota
STATE COLLEGES
& UNIVERSITIES

Sexually Transmitted Infection Diagnosis- Lifetime and Past 12 Months

All Students

Sexually Transmitted Infection	Percent Who Report Being Diagnosed	
	Within Lifetime	Within Past 12 Months
Chlamydia	6.4	1.1
Genital Herpes	2.4	0.6
Genital Warts/HPV	5.5	0.8
Gonorrhea	1.4	0.2
HIV/AIDS	0.3	0.2
Pubic Lice	2.8	0.2
Syphilis	0.4	0.1
At Least One of the Above Sexually Transmitted Infections	14.6	2.5



Minnesota
STATE COLLEGES
& UNIVERSITIES

Boynton Health Service

UNIVERSITY OF MINNESOTA
Driven to Discover™

Thank you.

©2013 Regents of the University of Minnesota. All rights reserved.

Partial funding for the 2013 College Student Health Survey was provided by the following groups. Thank you for your support of this important project.

Grant P116Z090310 through a congressionally directed award to the Minnesota State Colleges and Universities. The contents do not necessarily represent the policy or endorsement of the U.S. Department of Education or the federal government.

The Statewide Health Improvement Program of the Minnesota Department of Health

Boynton Health Service, 410 Church Street S.E., Minneapolis, MN 55455